

# APPROVAL PROCESS 2019-20



# User Manual

for














Downloading EOA Letter 2019-20

# User Manual for Downloading EOA Letter 2019-20

Sr. No.	Contents	Page No.
1.	Icons for Buttons.....	3
2.	Printing EOA 2019-20.....	4
3.	Navigate To 'Student Enrolment' Screen.....	5
4.	Fill Student Enrolment Data.....	6
5.	Fill NRI/PIO Data: .....	7
6.	Submit Enrolment for all the visible Applications in screen .....	9
7.	Navigate To 'Student Enrolment -> Dual/Integrated Courses' Screen .....	10
8.	Fill Enrolment Data for Dual/Integrated Courses .....	11
9.	Submit Dual/Integrated Courses Enrolment for all the visible Applications in screen.....	12
10.	Navigate To 'Placement Details' Screen .....	13
11.	Fill Placement Details .....	14
12.	Submit Placement Details for all the visible Applications in screen .....	15
13.	New Initiative / CII Survey.....	16
14.	Enable EOA Printing .....	26

## Icons for Buttons

Please refer following table in case of any confusion with buttons.


S. No.	Icon	Meaning
1		Save Record
2		New Record
3		Delete Record
4		Search Record
5		Collapse
6		Expand
7		Notification by AICTE
8		Navigation to next record in list
9		Navigation to previous record in list
10		Navigation to next set of records in list
11		Navigation to first set of records in list
12		Navigate to last record
13		Navigate to first record

## Printing EOA 2019-20

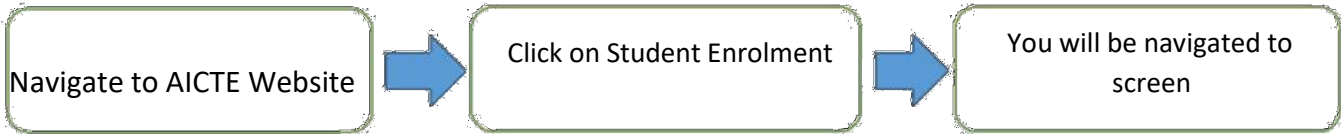
**Login in to AICTE Web Portal**

1. Submit Student Enrolment Data
2. Submit Dual/Integrated Courses Enrolment Data
3. Submit Placement Details
4. Submit New Initiatives/CII Survey
5. Submit Hard Copy to Regional Office

Click on 'Enable EOA Printing' button in New/Extension Approval Screen

- Click on Report Icon  in New/Extension Approval Screen
- Select EOA Report 2019-2020 from 'Report Name' dropdown
- Click on Submit button
- Click on 'My Reports'
- Save the Report after Successful report generation

## Navigate to 'Student Enrolment' Screen



Siebel eChannel Home

Display Name
New/Extension Approval
My Institute Application
Institute Accounts
<b>Student Enrolment</b>
New Initiatives/CI Survey
PMKVY
Student Details
PG Student Attendance Details
PG Student Verification
Block/Unblock Student
AQIS Application
NVEQF
Placement Details
Update Contact/HOI/Faculty Details

Application Num	Permanent Inst	Status	Sub Status	Academic Year
1-584685	1-123456	EOA Recommended by Council		2017-2018
1-5489654	1-123456	EOA Recommended by Council		2016-2017
1-1236889	1-123456	EOA Recommended by Council		2015-2016
1-654968	1-123456	EOA Recommended by Council		2014-2015
1-549685	1-123456	EOA Recommended by Council		2013-2014
1-8799656	1-123456	EOA Approval pending		2012-2013

**Application - Header** TO VIEW 11/12/12-13 APPLICATION(CLICK HERE-->) 1 of 8

**Submit Student Enrollment Data** Edit Student Enrollment Data

Current Application Number:  Name of the institution:  Student Enrollment data entry status:

Permanent Institute Id:  Academic Year:

**Courses - Institute-1(Sh 1 & 2)** 1 - 5 of 5

View all Courses Enter 1st year Enrollment data. If 0 is entered, it indicates no admission

SR.No.	Course Unique Id	Programme	Affiliating University/Board	Level of course	Name of the Course	Shift	Approved Intake
1	1-546465	ENGINEERING AND TECHNOLOGY	Mumbai University, Mumbai	UNDER GRADUATE	ELECTRONICS AND ELECTROCOMMUNICATIONS ENGINEERING	1st Shift	60
2	1-123456	ENGINEERING AND TECHNOLOGY	Mumbai University, Mumbai	UNDER GRADUATE	COMPUTER ENGINEERING	1st Shift	120
3	1-123456	ENGINEERING AND TECHNOLOGY	Mumbai University, Mumbai	UNDER GRADUATE	INFORMATION TECHNOLOGY	1st Shift	60

## Fill Student Enrolment Data

Fill Student Enrolment data for AY 2018-2019 and for all the other applications present in 'Student Enrolment' screen for which enrolment not yet submitted.

My Institute Application 1 - 6 of 6

Application Num	Permanent Insti	Status	Sub Status	Academic Year
1-354685	1-123456	EOA Recommended by Council		2017-2018
1-5489654	1-123456	EOA Recommended by Council		2016-2017
1-1236889	1-123456	EOA Recommended by Council		2015-2016
1-654966	1-123456	EOA Recommended by Council		2014-2015
1-5496865	1-123456	EOA Recommended by Council		2013-2014
1-8798656	1-123456	LoApproval issued		2012-2013

Application- Header TO VIEW 11-12/12-13 APPLICATIONCLICK HERE -->

Submit Student Enrolment Data
Edit Student Enrolment Data

Current Application Number:  Name of the institution:  Student Enrolment data entry status:

Permanent Institute Id:  Academic Year:

Courses - Institute-1(Sh 1 & 2) 1 - 5 of 5

View all Courses
Enter 1st year Enrollment data. If 0 is entered, it indicates no admission

Name of the Course	Shift	Approved Intake	General Male exc	General Female	OBC M	OBC F	SC Ma	SC Fe	ST M	ST F	Physic	Physic	Minority Male	Minority Female	TFW	TFW
ELECTRONICS AND TELECOMMUNICATIONS ENGINEERING	1st Shift	60														1
COMPUTER ENGINEERING	1st Shift	120														
INFORMATION TECHNOLOGY	1st Shift	60														
ELECTRONICS	1st Shift	60														
CIVIL ENGINEERING	1st Shift	120														

## Fill NRI/PIO Data:

Fill the NRI Male, NRI Female fields for all the NRI Approved courses for the Approved Applications visible in this screen.

Fill the PIO Male, PIO Female fields for all the PIO Approved courses for the Approved Applications visible in this screen.

My Institute Application 1 - 6 of 6

Application Num	Permanent Insti	Status	Sub Status	Academic Year
1-354685	1-123456	EOA Recommended by Council		2017-2018
1-5489654	1-123456	EOA Recommended by Council		2016-2017
1-1236889	1-123456	EOA Recommended by Council		2015-2016
1-654968	1-123456	EOA Recommended by Council		2014-2015
1-5496865	1-123456	EOA Recommended by Council		2013-2014
1-8798656	1-123456	LoApproval Issued		2012-2013

Application- Header TO VIEW 11-12/12-13 APPLICATION(CLICK HERE -->) 1 of 6

Submit Student Enrollment Data

Edit Student Enrollment Data

Current Application Number \*  Name of the institution \*  Student Enrollment data entry status:

Permanent Institute Id  Academic Year \*

Courses - Institute-1(Sh 1 & 2) 1 - 5 of 5

View all Courses

Enter 1st year Enrollment data. If 0 is entered, it indicates no admission

Intake	General Male exc	General Female exc	OBC M	OBC F	SC Ma	SC Fe	ST	MST	Fe	Physic	Physic	Minority Male	Minority Female	TFW	TFW F	NRI M	NRI Fe	PIO M	PIO Fe	Total Students(SC+ST+OBC_GENERAL+Mino
54	5	5	1	5	5	2	1	5	1	8	4	0	1							90
81	1	2	3	4	5	6	7	8	9	1	2	3	3							112
40	2	2	2	2	2	2	2	2	2	0	0	0	0							54
5	15	5	4	4	8	2	15	2	0	0	0	0	0							58
80	5	5	5	5	30	15	15	2	0	10	10	0	0							180

Click on 'Submit Student Enrolment Data' after filling entire data.

For all the previously Student Enrolment Submitted applications, NRI/PIO Male/Female fields can be filled if at all 'Submit Student Enrolment Data' button is disabled.

On Click of 'Submit Student Enrolment Data' button for AY 2018-2019, following error message will be displayed if any NRI, PIO approved course doesn't have NRI/PIO Male/Female student intake value in any of the year.

Student Enrollment All India Council for Technical Education

All New Applications View

My Institute Application 1 - 6 of 6

Application No.	Permanent Inst.	STATUS	ACAD YEAR
-	-	EOA Recommended by Council	2017-2018
-	-	EOA Recommended by Council	
-	-	EOA Recommended by Council	
-	-	EOA Recommended by Council	
1	...	Lo Approval Issued	

**This site says...**

Please enter value for NRI Male/Female fields for all the NRI approved courses in Academic Year 2017-2018 (SBL-EXL-00151)

Don't let this page create more messages

OK

Application: Click Here → 1 of 6

Application Header

Set or Edit Student Enrollment Data

Current Application Number:

Permanent Institute Id:  Academic Year:

entry status:

Student Enrollment All India Council for Technical Education

All New Applications View

My Institute Application 1 - 6 of 6

Application No.	Permanent Inst.	STATUS	ACAD YEAR
9-332445975	-	EOA Recommended by Council	2017-2018
-	-	EOA Recommended by Council	
-	-	EOA Recommended by Council	
-	-	EOA Recommended by Council	
1	...	Lo Approval Issued	

**This site says...**

Please enter value for NRI Male/Female fields for all the NRI approved courses in Academic Year 2015-2016 (SBL-EXL-00151)

Don't let this page create more messages

OK

Application: Click Here → 1 of 6

Application Header

Set or Edit Student Enrollment Data

Current Application Number:

Permanent Institute Id:  Academic Year:

entry status:

Please fill the corresponding data in the year mentioned.



## Submit Enrolment for all the visible Applications in screen

Submit Student Enrolment Data for 2018-2019 year by clicking on 'Submit Student Enrolment Data' after filling all the data and rectifying all the errors after clicking 'OK' on confirmation as shown below.

Also Submit the data for previous years where ever it is not already Submitted and 'Submit Student Enrolment Data' button is enabled.

My Institute Application 1 - 6 of 6

Application Num	Permanent Instit	Status	Sub Status	Academic Year
1-354685	1-123456	EOA Recommended by Council		2017-2018
1-5489654	1-123456	EOA Recommended by Council		2016-2017
1-1236889	1-123456	EOA Recommended by Council		
1-654968	1-123456	EOA Recommended by Council		
1-5496865	1-123456	EOA Recommended by Council		
1-8798656	1-123456	EOA Approval Issued		

This site says...

Do you wish to Submit Student Enrollment Data?  
The application will become readonly on Submit.

Application- Header APPLICATIONCLICK HERE --> 1 of 6

Submit Student Enrollment Data

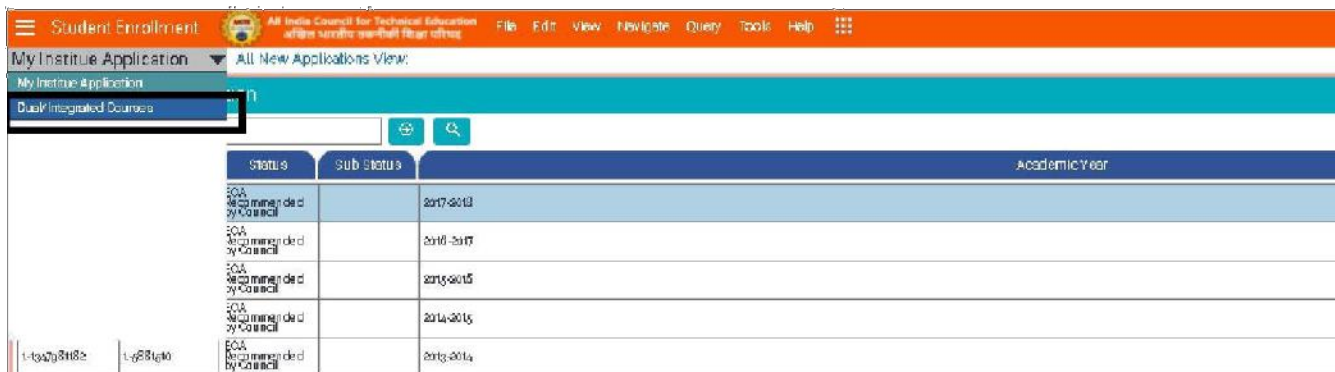
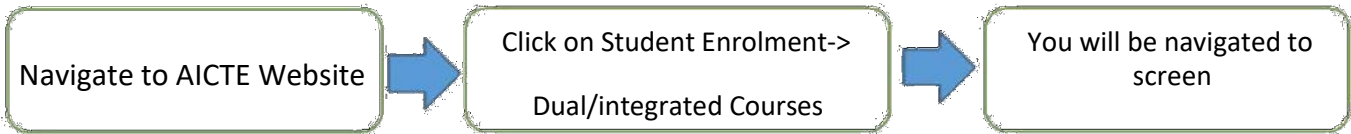
Current Application Number\*  Name of the institution\*  Student Enrollment data entry status:

Permanent Institute Id  Academic Year\*

Courses - Institute-1(Sh 1 & 2) 1 - 5 of 5

SR.No.	Course Unique Id	Programme	Affiliating University/Board	Level of course	Name of the Course	Shift	Approved Intake	Gen
1		ENGINEERING AND TECHNOLOGY	Mumbai University, Mumbai	UNDER GRADUATE	ELECTRONICS AND TELECOMMUNICATIONS ENGINEERING	1st Shift	60	54
2		ENGINEERING AND TECHNOLOGY	Mumbai University, Mumbai	UNDER GRADUATE	COMPUTER ENGINEERING	1st Shift	120	81

## Navigate to 'Student Enrolment -> Dual/Integrated Courses' Screen



Student Enrolment All India Council for Technical Education  
 Dual/Integrated Courses All New Applications View

My Institute Application 1 - 6 of 6

Application No.	Permanent Instn	Status	Sub Status	Academic Year
		EQA Recommended by Council		2017-2018
		EQA Recommended by Council		2016-2017
		EQA Recommended by Council		2015-2016
		EQA Recommended by Council		2014-2015
		EQA Recommended by Council		2013-2014
		Submitted to RO	Enrolment Received	2012-2013

Application- Header TO VIEW 11-12/12-13 APPLICATION CLICK HERE 1 of 6

Submit Integrated Data Edit Integrated Data

Current Application Number: Name of the institution:  
 Permanent Institute Id: Academic Year: 2017-2018 Student Enrolment Integrated data entry status:

Dual/Integrated Courses 1 - 1 of 1

Programme	Affiliating University/Board	Level of course	Name of the Course	Course Duration	Full Time/Part Time	Approved Intake	Gen	Gen	PH	Ma	PH	Per	DB	DB	PC	PC	Ma	PC	Per	Ma	ST	Per	PH
MANAGEMENT	Devi Ahilya University, Indore	Integrated	MASTER OF BUSINESS ADMINISTRATION (INTEGRATED)	5	FULL TIME	60																	

## Fill Enrolment Data for Dual/Integrated Courses

Fill Enrolment data for Dual/Integrated Courses for AY 2018-2019 and for all the other applications present in 'Student Enrolment' screen for which enrolment not yet submitted.

Student Enrolment All India Council for Technical Education  
 Dual/Integrated Courses All New Applications View

My Institute Application 1 - 6 of 6

Application No.	Permanent Instn	Status	Sub Status	Academic Year
		EQA Recommended by Council		2017-2018
		EQA Recommended by Council		2016-2017
		EQA Recommended by Council		2015-2016
		EQA Recommended by Council		2014-2015
		EQA Recommended by Council		2013-2014
		Submitted to RO	Enrolment Received	2012-2013

Application- Header TO VIEW 11-12/12-13 APPLICATION CLICK HERE 1 of 6

Submit Integrated Data Edit Integrated Data

Current Application Number: Name of the institution:  
 Permanent Institute Id: Academic Year: 2017-2018 Student Enrolment Integrated data entry status:

Dual/Integrated Courses 1 - 1 of 1

Programme	Affiliating University/Board	Level of course	Name of the Course	Course Duration	Full Time/Part Time	Approved Intake	Gen	Gen	PH	Ma	PH	Per	DB	DB	PC	PC	Ma	PC	Per	Ma	ST	Per	PH
MANAGEMENT	Devi Ahilya University, Indore	Integrated	MASTER OF BUSINESS ADMINISTRATION (INTEGRATED)	5	FULL TIME	60																	

## Submit Dual/Integrated Courses Enrolment for all the visible Applications in screen

Submit Enrolment Data Dual/Integrated Courses for 2018-2019 year by clicking on 'Submit Integrated Data' after filling all the data and rectifying all the errors after clicking 'OK' on confirmation as shown below.

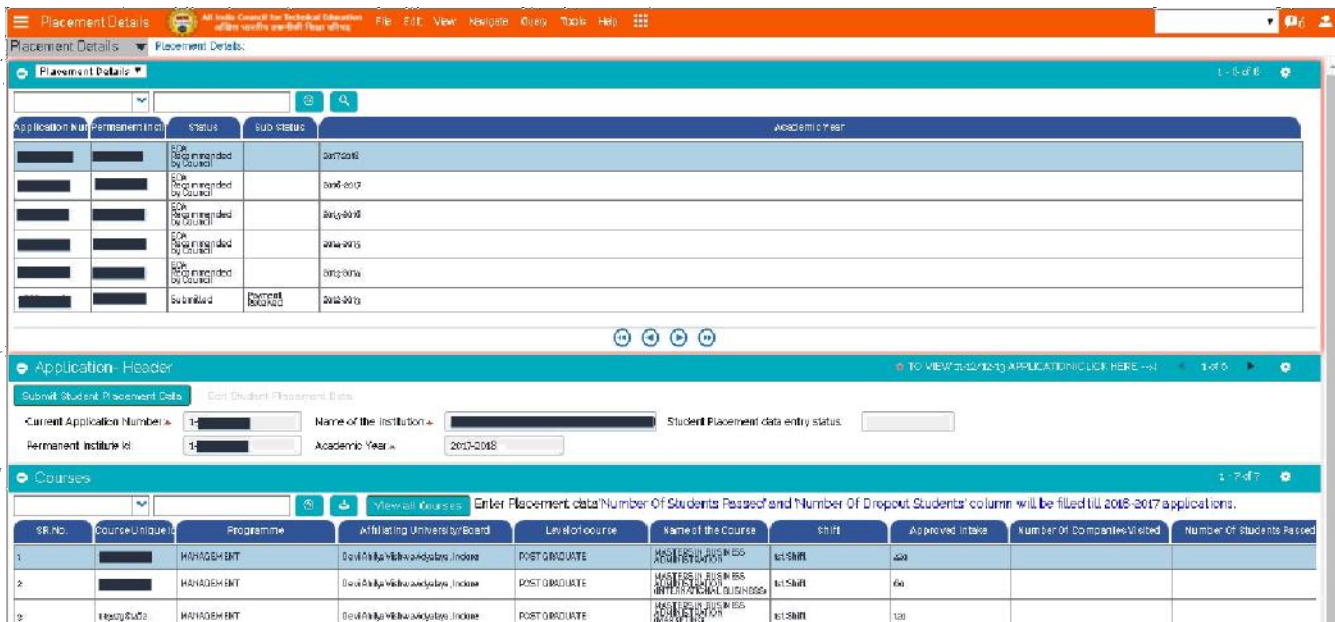
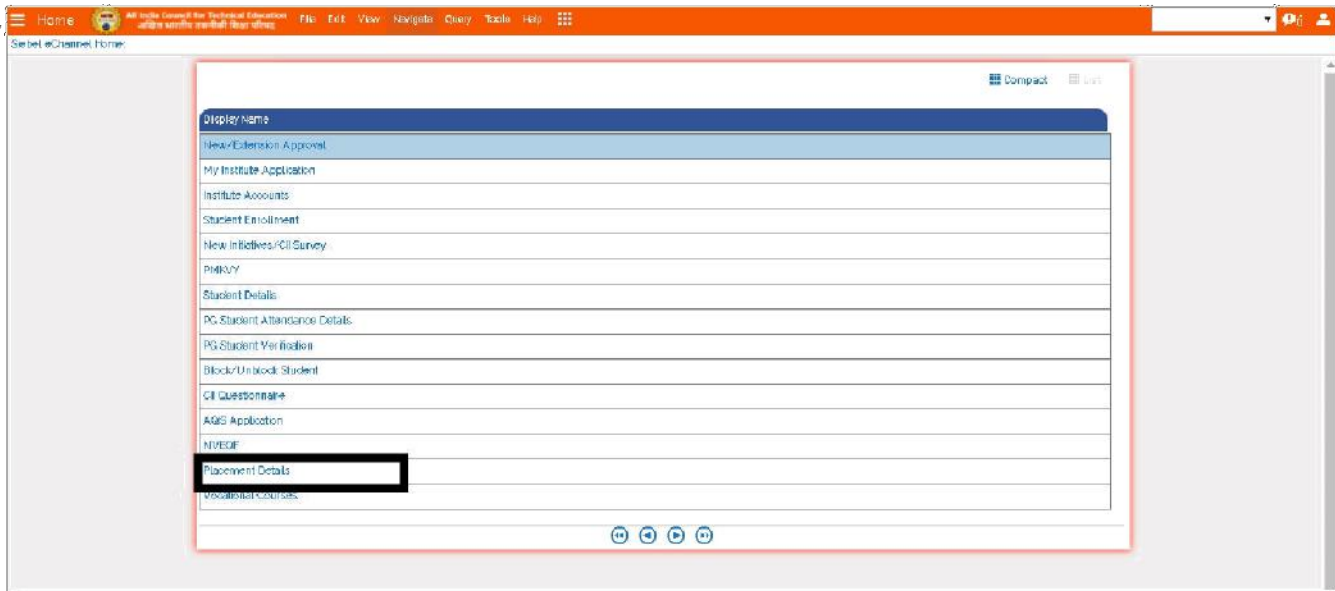
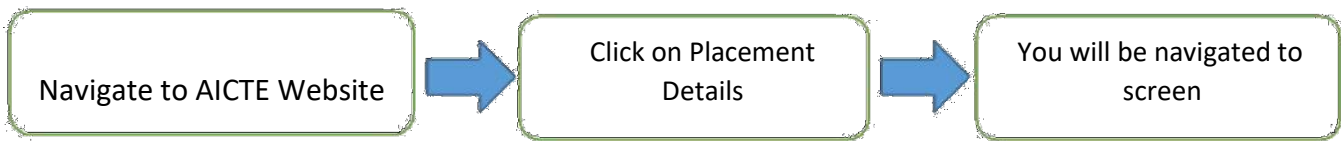
Also Submit the data for previous years where ever it is not already Submitted and 'Submit Integrated Data' button is enabled.

The screenshot shows the AICTE Student Enrollment portal interface. A confirmation dialog box is displayed in the center, asking: "Do you wish to Submit Dual/integrated Courses Student Enrolment Data? The application will become ready only on Submit." with "OK" and "Cancel" buttons. Below the dialog, a table lists application records with columns for Application No., Permanent Inst., Status, Sub Status, and Academic Year. The 'Submit Integrated Data' button in the 'Application-Header' section is highlighted with a red arrow. Below this, a form contains fields for 'Current Application Number', 'Permanent Institute Id', 'Name of the institution', 'Academic Year' (set to 2017-2018), and 'Student Enrollment Integrated data entry status'. At the bottom, a table of 'Dual/Integrated Courses' is shown, with the 'Approved Intake' column circled in black.

Application No.	Permanent Inst.	Status	Sub Status	Academic Year
...	...	ECA Recommended by Council		2017-2018
...	...	ECA Recommended by Council		2016-2017
...	...	ECA Recommended by Council		2015-2016
...	...	ECA Recommended by Council		2014-2015
...	...	ECA Recommended by Council		2013-2014
...	...	Submitted to RO	Payment Received	2012-2013

Programme	Affiliating University/Board	Level of course	Name of the Course	Course Duration	Full Time/Part Time	Approved Intake	Gen	PH	M	PH	Per	OBC	M	OBC	P	SC	M	SC	Per	ST	M	ST	Per	Int
MANAGEMENT	Devi Ahilya University, Indore	Integrated	MASTERS OF BUSINESS ADMINISTRATION (INTEGRATED)	3	FULL TIME	60																		

## Navigate to 'Placement Details' Screen



## Fill Placement Details

Fill Placement Details for AY 2018-2019 and for all the other applications present in 'Placement Details' screen for which placement details not yet submitted.

Enter Placement Data for all approved courses. Enter 0 if there is if no student was placed or no batch has passed out.

The screenshot shows the 'Placement Details' web application interface. The top section, 'Placement Details', contains a table with columns for Application Number, Permanent Institute, Status, Sub Status, and Academic Year. The table lists several applications with statuses like 'EQA Recommended by Council' and 'Submitted'. The middle section, 'Application- Header', includes input fields for 'Current Application Number', 'Permanent Institute Id', 'Name of the institution', and 'Academic Year', along with a 'Student Placement data entry status' dropdown. The bottom section, 'Courses', displays a table with columns for 'Level of course', 'Name of the Course', 'Shift', 'Approved', 'Number of Companies Visited', 'Number of Students Passed', 'Number of Dropout Students', 'Number of Eligible Students', 'Number of Students Placed in In', 'Number of Students Placed in No', and 'Total'. A note above the table states: 'Enter Placement data 'Number of Students Passed' and 'Number of Dropout Students' column will be filled till 2016-2017 applications.'

### Note:

'Number of Students Passed' and 'number of Dropout Students' column must be filled till 2016-2017 applications.

Fill the student placement data for all 6 years, if applicable. (2012-13, 2013-14, 2014-15, 2015-16, 2016-17, 2017-2018, 2018-19). Submit Student Placement Data button has to be clicked for each year, once the data entry is completed.

Ensure that "Student Placement data entry status" is set to 'yes' for all year applications.

## Submit Placement Details for all the visible Applications in screen

Submit Placement Details for 2018-2019 year by clicking on ‘Submit Student Placement Data’ after filling all the data and rectifying all the errors after clicking ‘OK’ on confirmation as shown below.

Also Submit the data for previous years where ever it is not already Submitted and ‘Submit Student Placement Data’ button is enabled.

The screenshot shows the 'Placement Details' interface. A modal dialog box is open with the text: "From portal.aicte-india.org", "Do you wish to Submit Placement Details Data?", and "The application will become readonly on Submit." with 'OK' and 'Cancel' buttons.

Below the dialog, there is a table of application records:

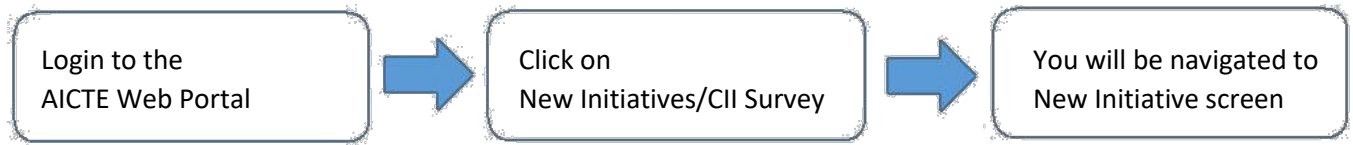
Application No	Permanent Inst.	Status	Sub Status	Year
[Redacted]	[Redacted]	ECA Recommended by Council		2017-2018
[Redacted]	[Redacted]	ECA Recommended by Council		2018-2017
[Redacted]	[Redacted]	ECA Recommended by Council		2016-2016
[Redacted]	[Redacted]	ECA Recommended by Council		2014-2015
[Redacted]	[Redacted]	ECA Recommended by Council		2013-2014
[Redacted]	[Redacted]	Submitted	Payment Received	2012-2013

Below this is the 'Application- Header' section with input fields for 'Current Application Number', 'Permanent Institute Id', 'Name of the institution', and 'Academic Year'.

The 'Courses' section contains a table with the following data:

Sl of course	Name of the Course	Shift	Approved	Number Of Companies Visited	Number Of Students Passed	Number Of Dropout students	Number Of Eligible students	Number of Students Placed in IT	Number of Students Placed in No	Total St
T GRADUATE	MASTERS IN BUSINESS ADMINISTRATION	1st Shift	20							
T GRADUATE	MASTERS IN BUSINESS ADMINISTRATION INTERNATIONAL BUSINESS	1st Shift	60							
T GRADUATE	MASTERS IN BUSINESS ADMINISTRATION	1st Shift	100							

## New Initiative / CII Survey



Display Name
New/Extension Approval
My Institute Application
Institute Accounts
Student Enrollment
New Initiatives/CII Survey
Legal Soft
PMKVY
Student Details
PG Student Attendance Details
PG Student Verification
Block/Unblock Student
Student Portal
FD Release Applications Details
FD Release Application Details
FD Release Application Details
FD Release Application Details
FD Release Application Details
FD Release Application Details
AQIS Application
NVEQF
Placement Details



## Fill Details of New Initiatives:

New Initiative Details have been enabled for application of academic year 2018-2019. For the existing institutions, some of the details have been already present under this screen.

Those institutes getting Extension of Approval for the first time, will have to fill all the details present under the New Initiative as given in below snapshot.

New Initiatives ▾ New Initiative Details:

Current Application Number:*	<input type="text" value="1-42622g3227"/>	Name of the institution:*	<input type="text" value="FACULTY OF ENGINEERING MANAV RACHNA UNIVERSITY"/>
Permanent Institute Id:	<input type="text" value="1-3638g77431"/>	Academic Year:*	<input type="text" value="2019-2020"/>
		New Initiative data entry status:	<input type="text" value="Y"/>

New Initiatives 1 of 1

Submit Application Please click on 'Save Application' and then click on 'Submit Application' button.

<div style="background-color: #0070c0; color: white; padding: 5px; margin-bottom: 10px;">Swachh Bharat</div> <p>1. Whether the Institute has undertaken any activities related to Swachh Bharat Mission? <input type="text" value="Y"/></p> <p>1a. Number of Programs conducted under Swachh Bharat Mission: <input type="text" value="4"/></p> <div style="background-color: #0070c0; color: white; padding: 5px; margin-bottom: 10px;">National Testing Agency(NTA) Examination</div> <p>3. Whether Your Institute is ready to extend facilities for conducting NTA Examinations? <input type="text" value="Y"/></p> <p>3a. Number of Computers available for conducting Online Examination: <input type="text" value="250"/></p> <p>3b. Seating capacity/in number for conducting Offline Examination/Pen &amp; Paper: <input type="text" value="Y"/></p> <div style="background-color: #0070c0; color: white; padding: 5px; margin-bottom: 10px;">International Yoga Day</div> <p>5. Whether the Institute has conducted any activities under International Yoga Day: <input type="text" value="Y"/></p> <div style="background-color: #0070c0; color: white; padding: 5px; margin-bottom: 10px;">Research Center</div> <p>7. Whether your institution is having an approved Research Centre by the affiliating University? <input type="text" value="Y"/></p> <p>7a. Which are the departments offering PhD Program?: <input type="text" value="APPLIED CHEMISTRY"/></p> <p>7b1. Number of PhDs awarded in 2018-2019: <input type="text" value="0"/></p> <div style="background-color: #0070c0; color: white; padding: 5px; margin-bottom: 10px;">NIRF Information</div> <p>9. Whether your Institute has participated in National Institutional Ranking Framework (NIRF) 2019?: <input type="text" value="N"/></p> <p>9a. Enter NIRF-2019 Institute Id: <input type="text"/></p> <p>9b. NIRF Ranking: <input type="text"/></p>	<div style="background-color: #0070c0; color: white; padding: 5px; margin-bottom: 10px;">Digital India</div> <p>2. Whether the Institute has conducted any activities under Digital India? <input type="text" value="Y"/></p> <p>2a. Number of Programs conducted under Digital India: <input type="text" value="1"/></p> <div style="background-color: #0070c0; color: white; padding: 5px; margin-bottom: 10px;">Unnat Bharat Abhiyan</div> <p>4. Whether the Institute has conducted any activities under Unnat Bharat Abhiyan? <input type="text" value="Y"/></p> <p>4a. Number of Programs conducted under Unnat Bharat Abhiyan: <input type="text" value="13"/></p> <div style="background-color: #0070c0; color: white; padding: 5px; margin-bottom: 10px;">Start-Up Initiative</div> <p>6. Whether your institution is having any Start-Up Initiative? <input type="text" value="Y"/></p> <p>6a. Number of Start-Ups in last three years: <input type="text" value="6"/></p> <p>6b. Number of Jobs created under Start-up in last three years: <input type="text" value="110"/></p> <div style="background-color: #0070c0; color: white; padding: 5px; margin-bottom: 10px;">Others</div> <p>8. Whether your institution is located in Tribal Area?: <input type="text" value="N"/></p>
--	---

Institute has to fill all details as per their curriculum on below mentioned sections. Institute has to answer main question as 'Y' or 'N'. Based on the answer of main question, sub question will be made editable.

- Swachh Bharat

Swachh Bharat	
1. Whether the Institute has undertaken any activities related to Swachh Bharat Mission?:	<input type="text" value="Y"/> <input type="text" value="v"/>
1a. Number of Programs conducted under Swachh Bharat Mission:	<input type="text"/> <input type="text" value="v"/>

- Digital India

Digital India	
2. Whether the Institute has conducted any activities under Digital India?:	<input type="text" value="Y"/> <input type="text" value="v"/>
2a. Number of Programs conducted under Digital India:	<input type="text"/> <input type="text" value="v"/>

- National Testing Agency(NTA) Examination

National Testing Agency(NTA) Examination	
3. Whether Your Institute is ready to extend facilities for conducting NTA Examinations?:	<input type="text" value="Y"/>
3a. Number of Computers available for conducting Online Examination:	<input type="text" value="250"/>
3b. Seating capacity(in number) for conducting Offline Examination(Pen & Paper):	<input type="text" value="Y"/>

- Unnat Bharat Abhiyan

Unnat Bharat Abhiyan	
4. Whether the Institute has conducted any activities under Unnat Bharat Abhiyan?:	<input type="text" value="Y"/> <input type="text" value="v"/>
4a. Number of Programs conducted under Unnat Bharat Abhiyan:	<input type="text"/> <input type="text" value="v"/>

- International Yoga Day

International Yoga Day	
5. Whether the Institute has conducted any activities under International Yoga Day:	<input type="text" value="N"/> <input type="text" value="v"/>

- **Research Center**

**Research Center**

7. Whether your institution is having an approved Research Centre by the affiliating University?:

7a. Which are the departments offering PhD Program?:

7b1. Number of PhDs awarded in 2017-2018:

7b2. Number of PhDs awarded in 2016-2017:

7b3. Number of PhDs awarded in 2015-2016:

- **Start-Up Initiative**

**Start-Up Initiative**

8. Whether your institution is having any Start-Up Initiative?:

8a. Number of Start-Ups in last three years:

8b. Number of Jobs created under Start\_up in last three years:

- **NIRF Information**

**NIRF Information**

10. Whether your Institute has participated in National Institutional Ranking Framework (NIRF) 2018?:

10a. Enter NIRF-2018 Institute Id:

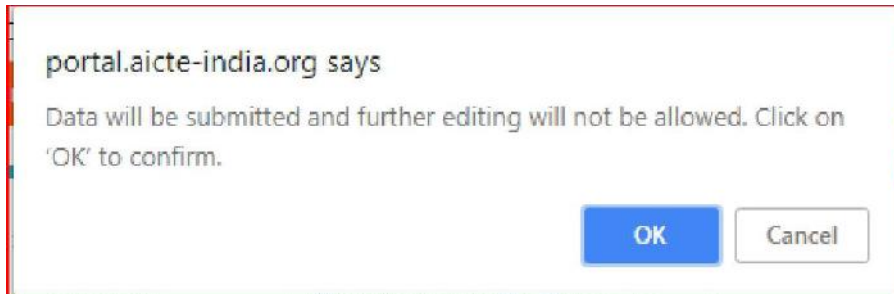
10b. NIRF Rank (if any):

- **Others**

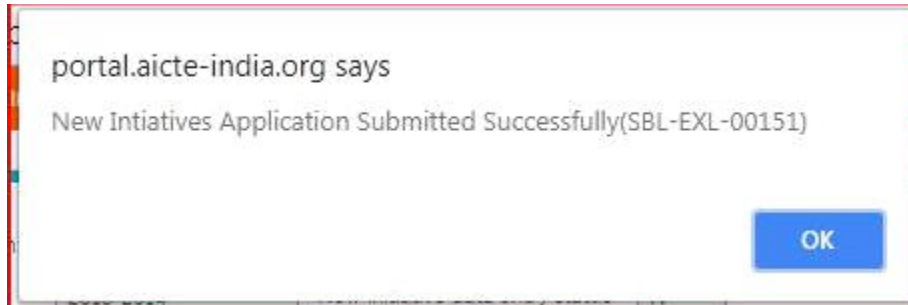
**Others**

9. Whether your institution is located in Tribal Area?:

Once all the details are filled, institute can submit their New Initiative Details using submit button. On clicking 'Submit Application' button, AICTE Web portal will prompt message for Submission information. Portal will also prompt message as per rules designed, required for submission of accurate New Initiative data.



Once the all details filled by institution and submit the application following message will be displayed.



The form will be read only and value in the field 'New Initiative data entry status' will indicate whether New Initiative data is submitted to not submitted.

New Initiatives New Initiative Details

Current Application Number: [REDACTED] Name of the institution: [REDACTED]

Permanent Institute Id: [REDACTED] Academic Year: 2019-2020 New Initiative data entry status: Y

**New Initiatives** 10

Submit Application Please click on 'Save Application' and then click on 'Submit Application' button.

**Swachh Bharat**

1. Whether the Institute has undertaken any activities related to Swachh Bharat Mission?

1a. Number of Programs conducted under Swachh Bharat Mission:

**National Testing Agency(NTA) Examination**

3. Whether Your Institute is ready to extend facilities for conducting NTA Examinations?

3a. Number of Computers available for conducting Online Examination:

3b. Seating capacity(in number) for conducting Offline Examination(Pen & Paper):

**International Yoga Day**

5. Whether the Institute has conducted any activities under International Yoga Day:

**Research Center**

7. Whether your institution is having an approved Research Centre by the affiliating University?

7a. Which are the departments offering PhD Program?:

7b1. Number of PhDs awarded in 2018-2019:

**NIRF Information**

9. Whether your Institute has participated in National Institutional Ranking Framework (NIRF) 2019?:

9a. Enter NIRF-2019 Institute Id:

9b. NIRF Rank (if any):

**Digital India**

2. Whether the Institute has conducted any activities under Digital India?

2a. Number of Programs conducted under Digital India:

**Unnat Bharat Abhyan**

4. Whether the Institute has conducted any activities under Unnat Bharat Abhyan?

4a. Number of Programs conducted under Unnat Bharat Abhyan:

**Start-Up Initiative**

6. Whether your institution is having any Start-Up Initiative?:

6a. Number of Start-Ups in last three years:

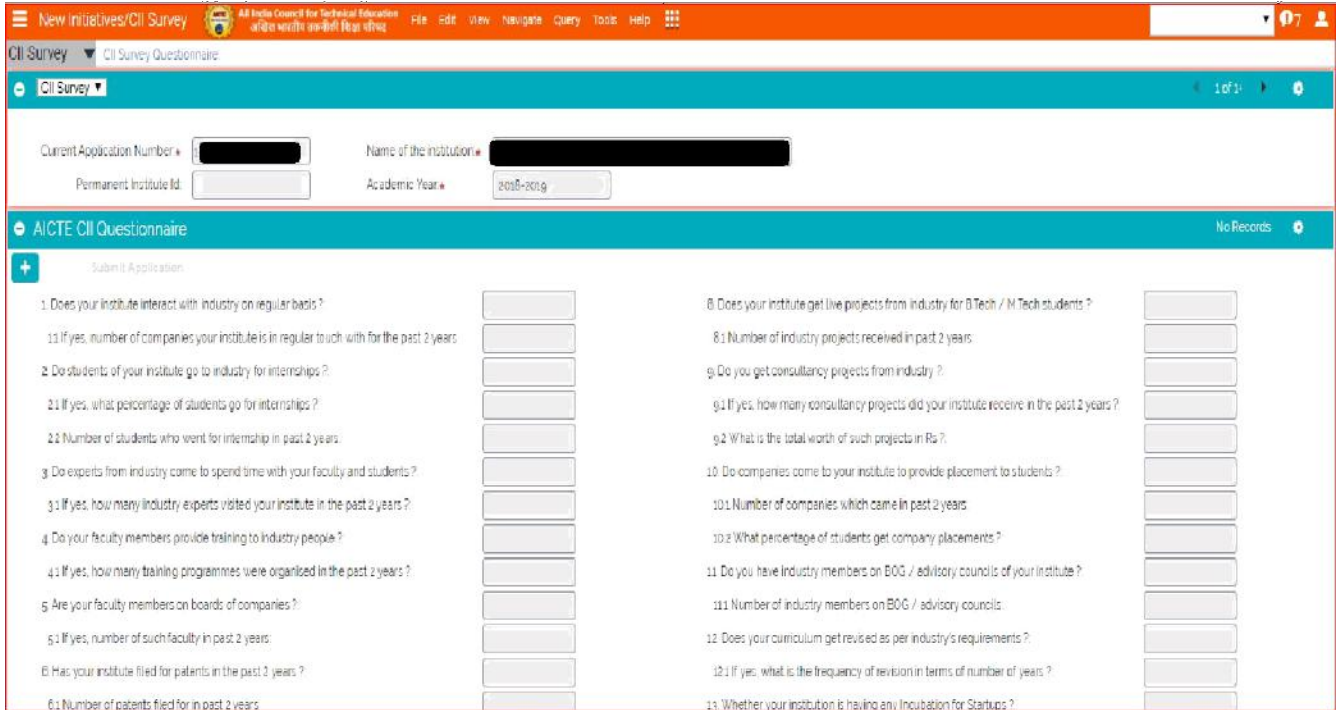
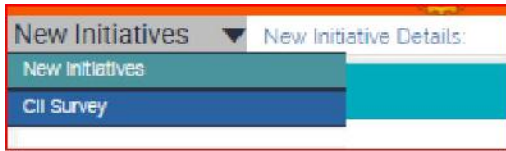
6b. Number of Jobs created under Start\_up in last three years:

**Others**

8. Whether your institution is located in Tribal Area?:

## Fill Details of CII Survey:

To fill data related to CII Survey, please click on icon ▼ as shown in below screen shot and click on 'CII Survey'.

A screenshot of the AICTE CII Questionnaire form. The form is titled 'CII Survey' and 'CII Survey Questionnaire'. It contains several input fields: 'Current Application Number', 'Permanent Institute Id', 'Name of the Institution', and 'Academic Year'. Below these fields, there is a section titled 'AICTE CII Questionnaire' with a 'Submit Application' button. The questionnaire consists of 14 numbered questions, each with a corresponding input field. The questions are: 1. Does your institute interact with industry on regular basis? 11. If yes, number of companies your institute is in regular touch with for the past 2 years. 2. Do students of your institute go to industry for internships? 21. If yes, what percentage of students go for internships? 22. Number of students who went for internship in past 2 years. 3. Do experts from industry come to spend time with your faculty and students? 31. If yes, how many industry experts visited your institute in the past 2 years? 4. Do your faculty members provide training to industry people? 41. If yes, how many training programmes were organised in the past 2 years? 5. Are your faculty members on boards of companies? 51. If yes, number of such faculty in past 2 years. 6. Has your institute filed for patents in the past 2 years? 61. Number of patents filed for in past 2 years. 8. Does your institute get live projects from industry for B.Tech / M.Tech students? 81. Number of industry projects received in past 2 years. 9. Do you get consultancy projects from industry? 91. If yes, how many consultancy projects did your institute receive in the past 2 years? 92. What is the total worth of such projects in Rs?. 10. Do companies come to your institute to provide placement to students? 101. Number of companies which came in past 2 years. 102. What percentage of students get company placements? 11. Do you have industry members on BOG / advisory councils of your institute? 111. Number of industry members on BOG / advisory councils. 12. Does your curriculum get revised as per industry's requirements? 121. If yes, what is the frequency of revision in terms of number of years? 13. Whether your institution is having any Incubation for Startups?

This screen is applicable for the existing application having status of their application other than New.

(+) button and Submit Application button will be enabled for those only.

Once (+) button is clicked, Save and Submit Application button gets enables.

AICTE CII Questionnaire 1 of 1

+ Submit Application

1 Does your institute interact with industry on regular basis? No

11 If yes, number of companies your institute is in regular touch with for the past 2 years

2 Do students of your institute go to industry for internships? No

21 If yes, what percentage of students go for internships?

22 Number of students who went for internship in past 2 years

3 Do experts from industry come to spend time with your faculty and students? No

31 If yes, how many industry experts visited your institute in the past 2 years?

4 Do your faculty members provide training to industry people? No

41 If yes, how many training programmes were organised in the past 2 years?

5 Are your faculty members on boards of companies? No

51 If yes, number of such faculty in past 2 years

6 Has your institute filed for patents in the past 2 years? No

61 Number of patents filed for in past 2 years:

7 Has industry funded any cell / department / lab in your institute in past 2 years? No

71 Number of units funded by industry in past 2 years

72 What is the total fund received on this count in past 2 years?

8 Does your institute get live projects from industry for B.Tech / M.Tech students? No

81 Number of industry projects received in past 2 years:

9 Do you get consultancy projects from industry? No

91 If yes, how many consultancy projects did your institute receive in the past 2 years?

92 What is the total worth of such projects in Rs.?

10 Do companies come to your institute to provide placement to students? No

101 Number of companies which came in past 2 years

102 What percentage of students get company placements?

11 Do you have industry members on BOG / advisory councils of your institute? No

111 Number of industry members on BOG / advisory councils

12 Does your curriculum get revised as per industry's requirements? No

121 If yes, what is the frequency of revision in terms of number of years?

13 Whether your institution is having any Incubation for Startups? No

131 If Yes, how many start ups came up as on date?

**NOTE:** Based on the answers to main question sub questions will be enabled. AICTE Web portal will prompt for the message if data is not given as per rules that means if user select 'Yes' to question, then its mandatory to answer its sub question otherwise system will prompt message like as below based on the question you have answered.

portal.aicte-india.org says  
'8.1 If yes, how many industry experts visited your institute in the past 2 years ?' is a required field. Please enter a value for the field.(SBL-DAT-00498)

OK

portal.aicte-india.org says  
'9.1 If yes, how many consultancy projects did your institute receive in the past 2 years ?' is a required field. Please enter a value for the field. (SBL-DAT-00498)

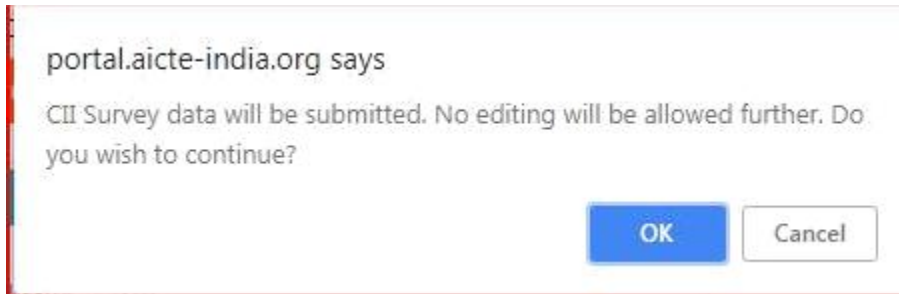
OK

portal.aicte-india.org says  
'9.1 If yes, how many consultancy projects did your institute receive in the past 2 years ?' is a required field. Please enter a value for the field. (SBL-DAT-00498)

OK

Once all the required information is filled by institute, institute can move ahead for submission of CII Survey data and this is achieved by clicking on 'Submit Application'.

AICTE Web portal will prompt following message confirming submission and non-editable of CII Survey data.



CII Survey details will become read only after giving confirmation on prompt message.

CII Survey CII Survey Questionnaire

1 of 1

Current Application Number\* [Redacted] Name of the institution\* [Redacted]  
 Permanent Institute Id [Redacted] Academic Year\* 2018-2019

AICTE CII Questionnaire 1 of 1

Submit Application

1 Does your institute interact with industry on regular basis?	<input type="text" value="No"/>	8 Does your institute get live projects from industry for B.Tech / M.Tech students?	<input type="text" value="No"/>
11 If yes, number of companies your institute is in regular touch with for the past 2 years	<input type="text"/>	8.1 Number of industry projects received in past 2 years	<input type="text"/>
2 Do students of your institute go to industry for internships?	<input type="text" value="Yes"/>	9 Do you get consultancy projects from industry?	<input type="text" value="Yes"/>
2.1 If yes, what percentage of students go for internships?	<input type="text" value="20"/>	9.1 If yes, how many consultancy projects did your institute receive in the past 2 years?	<input type="text" value="5"/>
2.2 Number of students who went for internship in past 2 years:	<input type="text" value="10"/>	9.2 What is the total worth of such projects in Rs?	<input type="text" value="500,000"/>
3 Do experts from industry come to spend time with your faculty and students?	<input type="text" value="Yes"/>	10 Do companies come to your institute to provide placement to students?	<input type="text" value="No"/>
3.1 If yes, how many industry experts visited your institute in the past 2 years?	<input type="text" value="10"/>	10.1 Number of companies which came in past 2 years	<input type="text"/>
4 Do your faculty members provide training to industry people?	<input type="text" value="No"/>	10.2 What percentage of students get company placements?	<input type="text"/>
4.1 If yes, how many training programmes were organised in the past 2 years?	<input type="text"/>	11 Do you have industry members on BOG / advisory councils of your institute?	<input type="text" value="No"/>
5 Are your faculty members on boards of companies?	<input type="text" value="No"/>	11.1 Number of industry members on BOG / advisory councils	<input type="text"/>
5.1 If yes, number of such faculty in past 2 years	<input type="text"/>	12 Does your curriculum get revised as per industry's requirements?	<input type="text" value="No"/>
6 Has your institute filed for patents in the past 2 years?	<input type="text" value="No"/>	12.1 If yes, what is the frequency of revision in terms of number of years?	<input type="text"/>
6.1 Number of patents filed for in past 2 years:	<input type="text"/>	13 Whether your institution is having any Incubation for Startups?	<input type="text" value="Yes"/>
7 Has industry funded any cell / department / lab in your institute in past 2 years?	<input type="text" value="No"/>	13.1 If Yes, how many start ups came up as on date?	<input type="text" value="10"/>
7.1 Number of units funded by industry in past 2 years:	<input type="text"/>		
7.2 What is the total fund received on this count in past 2 years?	<input type="text"/>		



## Enable EOA Printing

After Submitting data in 'Student Enrolment', 'Dual/Integrated Courses', 'Placement Details', 'New Initiative/CII Survey' screens and submitting Hard copy of application to Regional Officer and get it marked from Regional Officer on AICTE Web Portal, navigate to 'New/Extension Approval' screen.

Click on 'Enable EoA Printing' button.

Application Approval - AICTE New Application:

- Institute Details
- Questionnaire
- Contact Person/Registrar Detail
- Organization Details
- Principal/Director/Vice Chancellor
- OMBUDSMAN/Grievance Details
- Other Facilities
- Program Details
- Course Details
- Dual/Integrated Course
- Closed Courses
- Vocational Courses
- University Name Change
- Faculty Download
- Land Details
- Building Details
- Anti-Ragging
- Faculty Details
- Technical Staff
- Admin & Library Staff
- Library Book
- Library Facilities
- Laboratory Details
- Administrative Area
- Amenities Area
- Circulation Area
- Financial Details
- Instructional Area
- Inst Area-Comm. Fac.
- View Upload by RO
- Check TER Charges/Processing Fee
- Payments
- Calculate Deficiency
- Hostel Facilities
- Attachments (Video/Images)
- eJournal
- Solar Photovoltaic Details
- Computational Facilities

Application - Header

Proceed Further | Submit Application & Proceed to Payment | Reopen Application | **Enable EOA Printing** | UPDATE PAYMENT STATUS

\* 'REOPEN APPLICATION': Submitted Application can be reopened only if no payment record has been created in the 'Payments' tab.

Current Application Number: [Field]

Permanent Institute Id: [Field]

Academic Year: 2018-2019

Chapter: Chapter 2

Approval Status of Application: [Field]

Hard Copy Of AICTE Application Submitted?:

Remarks, if any: [Text Area]

I hereby declare that I have verified the data entered in all fields and verified the system generated deficiency report and wish to submit the same for processing for the year 2018-19.  
Also, I understand that after I submit the application on Portal, my application will become un-editable.

Current Status: EOA Recommended

Sub Status: [Field]

Application Opened on: 09/01/2018

Application Submitted on: 31/01/2018

Attend Scrutiny Committee On: [Field]

Application Type: Extension-Expansion

Appeal Requested Date: [Field]

Reopened Application Date: 30/1/2018 12:46:28

Overall Deficiency Y/N: N

If any of the data submission for above mentioned screens is remaining, the same will be displayed in pop up message.

If all the data is filled, EoA printing will be enabled successfully.

Application Approval - AICTE New Application:

- Institute Details
- Questionnaire
- Contact Person/Registrar Detail
- Organization Details
- Principal/Director/Vice Chancellor
- OMBUDSMAN/Grievance Details
- Other Facilities
- Program Details
- Course Details
- Dual/Integrated Course
- Closed Courses
- Vocational Courses
- University Name Change
- Faculty Download
- Land Details
- Building Details
- Anti-Ragging
- Faculty Details
- Technical Staff
- Admin & Library Staff
- Library Book
- Library Facilities
- Laboratory Details
- Administrative Area
- Amenities Area
- Circulation Area
- Financial Details
- Instructional Area
- Inst Area-Comm. Fac.
- View Upload by RO
- Check TER Charges/Processing Fee
- Payments
- Calculate Deficiency
- Hostel Facilities
- Attachments (Video/Images)
- eJournal
- Solar Photovoltaic Details
- Computational Facilities

Application - Header

Proceed Further | Submit Application & Proceed to Payment | Reopen Application | **Enable EOA Printing** | UPDATE PAYMENT STATUS

\* 'REOPEN APPLICATION': Submitted Application can be reopened only if no payment record has been created in the 'Payments' tab.

Current Application Number: [Field]

Permanent Institute Id: [Field]

Academic Year: 2018-2019

Chapter: Chapter 2

Approval Status of Application: [Field]

Hard Copy Of AICTE Application Submitted?:

Remarks, if any: [Text Area]

I hereby declare that I have verified the data entered in all fields and verified the system generated deficiency report and wish to submit the same for processing for the year 2018-19.  
Also, I understand that after I submit the application on Portal, my application will become un-editable.

Current Status: EOA Recommended

Sub Status: [Field]

Application Opened on: 09/01/2018

Application Submitted on: 31/01/2018

Attend Scrutiny Committee On: [Field]

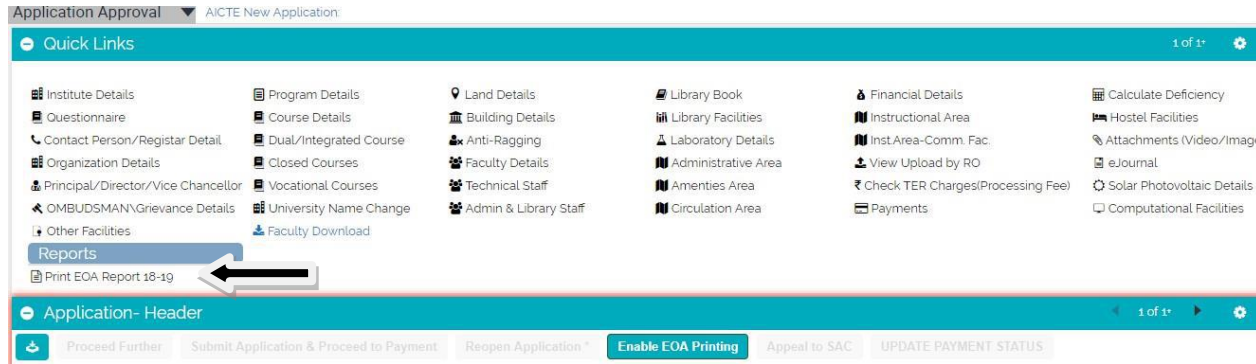
Application Type: Extension-Expansion

Appeal Requested Date: [Field]

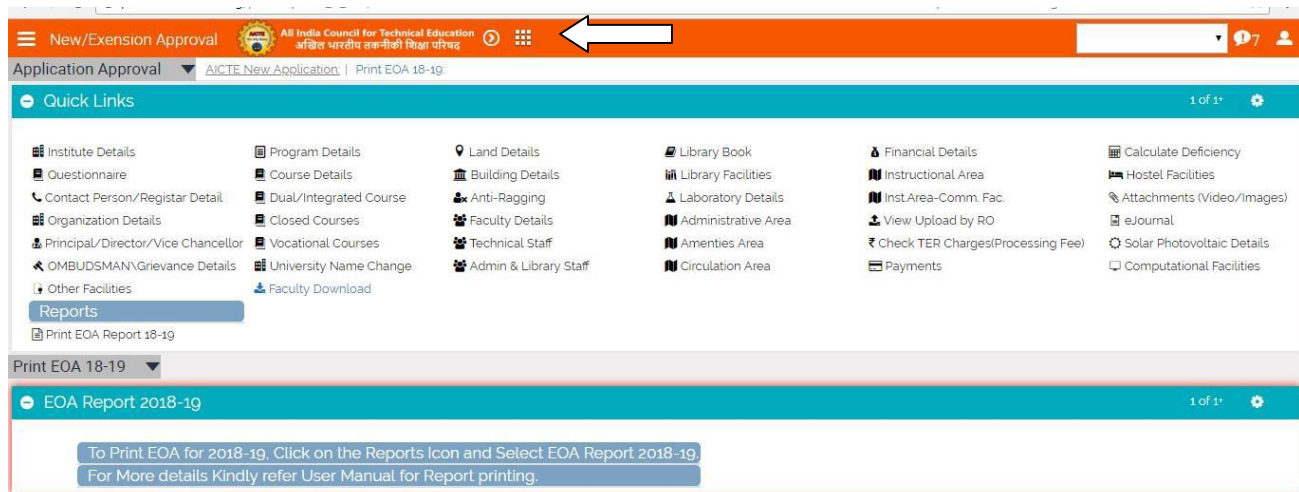
Reopened Application Date: 30/1/2018 12:46:28

Overall Deficiency Y/N: N

Click on 'Enable EOA Printing' button in New/Extension Approval Screen



Click on the "Print EOA Report 18-19" in the Quick Links



Click on Report Icon  and then  in New/Extension Approval Screen

Select EOA Report 2018-2019 from 'Report Name' dropdown

Click on Submit button

Click on 'My Reports'

Save the Report after Successful report generation