

APPROVAL PROCESS 2018-19



User Manual

for














Downloading EOA Letter 2018-19

User Manual for Downloading EOA Letter 2018-19

Sr. No.	Contents	Page No.
1.	Icons for Buttons.....	3
2.	Printing EOA 2017-2018.....	4
3.	Navigate To 'Student Enrolment' Screen	5
4.	Fill Student Enrolment Data	6
5.	Fill NRI/PIO Data:	7
6.	Submit Enrolment for all the visible Applications in screen	9
7.	Navigate To 'Student Enrolment -> Dual/Integrated Courses' Screen	10
8.	Fill Enrolment Data for Dual/Integrated Courses.....	11
9.	Submit Dual/Integrated Courses Enrolment for all the visible Applications in screen.....	12
10.	Navigate To 'Placement Details' Screen	13
11.	Fill Placement Details.....	14
12.	Submit Placement Details for all the visible Applications in screen.....	15
13.	New Initiative / CII Survey.....	16
14.	Enable EOA Printing	26

Icons for Buttons

Please refer following table in case of any confusion with buttons.


S. No.	Icon	Meaning
1		Save Record
2		New Record
3		Delete Record
4		Search Record
5		Collapse
6		Expand
7		Notification by AICTE
8		Navigation to next record in list
9		Navigation to previous record in list
10		Navigation to next set of records in list
11		Navigation to first set of records in list
12		Navigate to last record
13		Navigate to first record

Printing EOA 2017-18

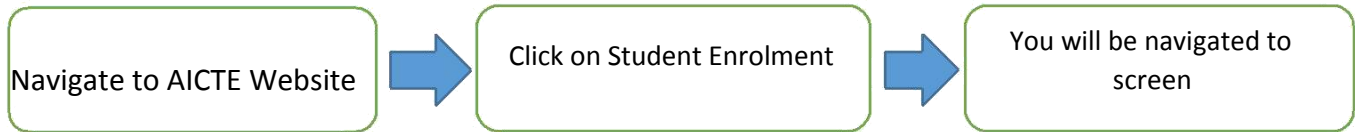
Login in to AICTE Web Portal

1. Submit Student Enrolment Data
2. Submit Dual/Integrated Courses Enrolment Data
3. Submit Placement Details
4. Submit New Initiatives/CII Survey
5. Submit Hard Copy to Regional Office

Click on 'Enable EOA Printing' button in New/Extension Approval Screen

- Click on Report Icon  in New/Extension Approval Screen
- Select EOA Report 2018-2019 from 'Report Name' dropdown
- Click on Submit button
- Click on 'My Reports'
- Save the Report after Successful report generation

Navigate to 'Student Enrolment' Screen



Home All India Council for Technical Education
 Siebel eChannel Home

Compact List

Display Name

- New/Extension Approval
- My Institute Application
- Institute Accounts
- Student Enrolment**
- New Initiatives/CI Survey
- PMKVY
- Student Details
- PG Student Attendance Details
- PG Student Verification
- Block/Unblock Student
- AQIS Application
- NVEQF
- Placement Details
- Update Contact/HOI/Faculty Details

Application- Header

TO VIEW 11-12/12-13 APPLICATION CLICK HERE --> 1 of 6

Submit Student Enrollment Data Edit Student Enrollment Data

Current Application Number: 1-354685 Name of the institution: TEST INSTITUTE Student Enrollment data entry status:

Permanent Institute Id: 1-123456 Academic Year: 2017-2018

Courses - Institute-1(Sh 1 & 2) 1 - 5 of 5

View all Courses Enter 1st year Enrollment data. If 0 is entered, it indicates no admission

Application Num	Permanent Inst	Status	Sub Status	Academic Year
1-354685	1-123456	EOA Recommended by Council		2017-2018
1-5489654	1-123456	EOA Recommended by Council		2016-2017
1-1236889	1-123456	EOA Recommended by Council		2015-2016
1-654968	1-123456	EOA Recommended by Council		2014-2015
1-549685	1-123456	EOA Recommended by Council		2013-2014
1-8798656	1-123456	LoApproval issued		2012-2013

SR.No.	Course Unique Id	Programme	Affiliating University/Board	Level of course	Name of the Course	Shift	Approved Intake
1	1-546465	ENGINEERING AND TECHNOLOGY	Mumbai University, Mumbai	UNDER GRADUATE	ELECTRONICS AND TELECOMMUNICATIONS ENGINEERING	1st Shift	60
2	1-123456	ENGINEERING AND TECHNOLOGY	Mumbai University, Mumbai	UNDER GRADUATE	COMPUTER ENGINEERING	1st Shift	120
3	1-123456	ENGINEERING AND TECHNOLOGY	Mumbai University, Mumbai	UNDER GRADUATE	INFORMATION TECHNOLOGY	1st Shift	60

Fill NRI/PIO Data:

Fill the NRI Male, NRI Female fields for all the NRI Approved courses for the Approved Applications visible in this screen.

Fill the PIO Male, PIO Female fields for all the PIO Approved courses for the Approved Applications visible in this screen.

My Institute Application 1 - 6 of 6

Application Num	Permanent Insti	Status	Sub Status	Academic Year
1-354685	1-123456	EOA Recommended by Council		2017-2018
1-5489654	1-123456	EOA Recommended by Council		2016-2017
1-1236889	1-123456	EOA Recommended by Council		2015-2016
1-654968	1-123456	EOA Recommended by Council		2014-2015
1-5496865	1-123456	EOA Recommended by Council		2013-2014
1-8798656	1-123456	LoApproval issued		2012-2013

⏪ ⏩ ⏴ ⏵

Application- Header TO VIEW 11-12/12-13 APPLICATION CLICK HERE -> 1 of 6

Submit Student Enrollment Data Edit Student Enrollment Data

Current Application Number: Name of the institution: Student Enrollment data entry status:

Permanent Institute Id: Academic Year:

Courses - Institute-1(Sh 1 & 2) 1 - 5 of 5

View all Courses Enter 1st year Enrollment data. If 0 is entered, it indicates no admission

Intake	General Male exc	General Female e	OBC M	OBC F	SC Ma	SC Fe	ST M	ST Fe	Physic	Physic	Minority Male	Minority Female	TFW	TFW F	NRI M	NRI Fe	PIO M	PIO Fe	Total Students(SC+ST+OBC_GENERAL+Min
54	5	5	1	5	5	2	1	5	1	8	4	0	1						90
81	1	2	3	4	5	6	7	8	9	1	2	3	3						112
40	2	2	2	2	2	2	2	2	2	0	0	0	0						54
5	15	5	4	4	8	2	15	2	0	0	0	0	0						58
80	5	5	5	5	30	15	15	2	0	10	10	0	0						180

Click on 'Submit Student Enrolment Data' after filling entire data.

For all the previously Student Enrolment Submitted applications, NRI/PIO Male/Female fields can be filled if at all 'Submit Student Enrolment Data' button is disabled.

On Click of 'Submit Student Enrolment Data' button for AY 2017-2018, following error message will be displayed if any NRI, PIO approved course doesn't have NRI/PIO Male/Female student intake value in any of the year.

Submit Enrolment for all the visible Applications in screen

Submit Student Enrolment Data for 2017-2018 year by clicking on 'Submit Student Enrolment Data' after filling all the data and rectifying all the errors after clicking 'OK' on confirmation as shown below.

Also Submit the data for previous years where ever it is not already Submitted and 'Submit Student Enrolment Data' button is enabled.

The screenshot displays a web application interface with a confirmation dialog box overlaid on a table of applications. The dialog box contains the following text:

This site says...
Do you wish to Submit Student Enrollment Data?
The application will become readonly on Submit.

Buttons: OK, Cancel

The background interface includes the following elements:

- My Institute Application** (Page 1 of 6)
- Table of Applications:**

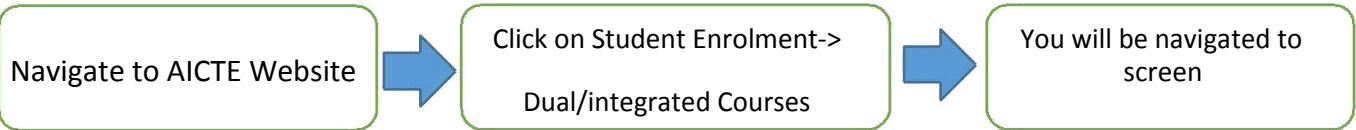
Application Num	Permanent Inst	Status	Sub Status	Academic Year
1-354685	1-123456	EOA Recommended by Council		2017-2018
1-5489654	1-123456	EOA Recommended by Council		2016-2017
1-1236889	1-123456	EOA Recommended by Council		
1-654968	1-123456	EOA Recommended by Council		
1-5496865	1-123456	EOA Recommended by Council		
1-8798656	1-123456	EOA Approval Issued		

- Application-Header** (Page 1 of 6)
- Submit Student Enrollment Data** (Button)
- Form Fields:**
 - Current Application Number: 1-354685
 - Name of the institution: TEST INSTITUTE
 - Student Enrollment data entry status: [Dropdown]
 - Permanent Institute Id: 1-123456
 - Academic Year: 2017-2018

- Courses - Institute-1(Sh 1 & 2)** (Page 1 of 5)
- Table of Courses:**

SR.No.	Course Unique Id	Programme	Affiliating University/Board	Level of course	Name of the Course	Shift	Approved intake	Gen
1		ENGINEERING AND TECHNOLOGY	Mumbai University, Mumbai	UNDER GRADUATE	ELECTRONICS AND TELECOMMUNICATIONS ENGINEERING	1st Shift	60	54
2		ENGINEERING AND TECHNOLOGY	Mumbai University, Mumbai	UNDER GRADUATE	COMPUTER ENGINEERING	1st Shift	120	81

Navigate to 'Student Enrolment -> Dual/Integrated Courses' Screen



Siebel eChannel Home

Home All India Council for Technical Education
 अधिका संस्था संस्थानों द्वारा अधिका

Display Name

- New/Extension Approval
- My Institute Application
- Institute Accounts
- Student Enrolment**
- New Initiatives/CI Survey
- PMKVY
- Student Details
- PG Student Attendance Details
- PG Student Verification
- Block/Unblock Student
- ADIS Application
- NVEQF
- Placement Details
- Update Contact/HOI/Faculty Details

Compact List

Student Enrollment All India Council for Technical Education
 अधिका संस्था संस्थानों द्वारा अधिका

File Edit View Navigate Query Tools Help

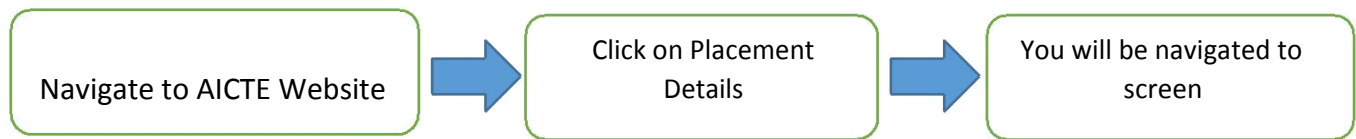
My Institute Application All New Applications View:

My Institute Application

Dual/Integrated Courses

Status	Sub Status	Academic Year
EOA Recommended by Council		2017-2018
EOA Recommended by Council		2016-2017
EOA Recommended by Council		2015-2016
EOA Recommended by Council		2014-2015
EOA Recommended by Council		2013-2014

Navigate to 'Placement Details' Screen



Home All India Council for Technical Education
 Siebel eChannel Home

Display Name

- New/Extension Approval
- My Institute Application
- Institute Accounts
- Student Enrollment
- New Initiatives/CI Survey
- PMKVY
- Student Details
- PG Student Attendance Details
- PG Student Verification
- Block/Unblock Student
- CI Questionnaire
- AGIS Application
- NIVEGIF
- Placement Details**
- Vocational Courses

Placement Details Placement Details: 1 - 8 of 8

Application No.	Permanent Inst.	Status	Sub Status	Academic Year
		EQA Recommended by Council		2017-2018
		EQA Recommended by Council		2016-2017
		EQA Recommended by Council		2015-2016
		EQA Recommended by Council		2014-2015
		EQA Recommended by Council		2013-2014
		Submitted	Payment Received	2012-2013

Application-Header TO VIEW 21-22/12-13 APPLICATION(CLICK HERE) 1 of 6

Submit Student Placement Data Edit Student Placement Data

Current Application Number: 1- Name of the institution: Student Placement data entry status: Permanent Institute Id: Academic Year: 2017-2018

Courses 1 - 7 of 7

Sr.No.	Course Unique Id	Programme	Affiliating University/Board	Level of course	Name of the course	Shift	Approved Intake	Number of Companies Visited	Number of Students Passed
1		MANAGEMENT	Devil Ahilje Vishwavidyalaya, Indore	POST GRADUATE	MASTERS IN BUSINESS ADMINISTRATION	1st Shift	400		
2		MANAGEMENT	Devil Ahilje Vishwavidyalaya, Indore	POST GRADUATE	MASTERS IN BUSINESS ADMINISTRATION	1st Shift	60		
3	143038u22	MANAGEMENT	Devil Ahilje Vishwavidyalaya, Indore	POST GRADUATE	MASTERS IN BUSINESS ADMINISTRATION	1st Shift	120		

Fill Placement Details

Fill Placement Details for AY 2017-2018 and for all the other applications present in 'Placement Details' screen for which placement details not yet submitted.

Enter Placement Data for all approved courses. Enter 0 if there is if no student was placed or no batch has passed out.

The screenshot shows the 'Placement Details' web application interface. The top navigation bar includes 'Placement Details' and 'All India Council for Technical Education'. Below the navigation bar, there are search and filter options. The main content area is divided into three sections:

- Placement Details:** A table listing applications with columns for Application No., Permanent Inst., Status, Sub Status, and Academic Year. The table shows several rows with 'EQA Recommended by Council' status and 'Submitted' status for the year 2012-2013.
- Application- Header:** A form for entering student placement data. It includes fields for 'Current Application Number', 'Name of the institution', 'Permanent Institute Id', and 'Academic Year'. There is a 'Submit Student Placement Data' button and a 'Student Placement data entry status' dropdown menu.
- Courses:** A table listing courses with columns for Name of course, Name of the Course, Shift, Approved, Number of Companies Visited, Number of Students Passed, Number of Dropout Students, Number of Eligible Students, Number of students Placed in IT, Number of students Placed in Non-IT, and Total. The table shows two rows for 'Masters in Business Administration' and 'Masters in Business Administration (International Business)'.

Note:

'Number of Students Passed' and 'number of Dropout Students' column must be filled till 2016-2017 applications.

Fill the student placement data for all 6 years, if applicable. (2012-13, 2013-14, 2014-15, 2015-16, 2016-17, 2017-2018). Submit Student Placement Data button has to be clicked for each year, once the data entry is completed.

Ensure that "Student Placement data entry status" is set to 'yes' for all year applications.

Submit Placement Details for all the visible Applications in screen

Submit Placement Details for 2017-2018 year by clicking on 'Submit Student Placement Data' after filling all the data and rectifying all the errors after clicking 'OK' on confirmation as shown below.

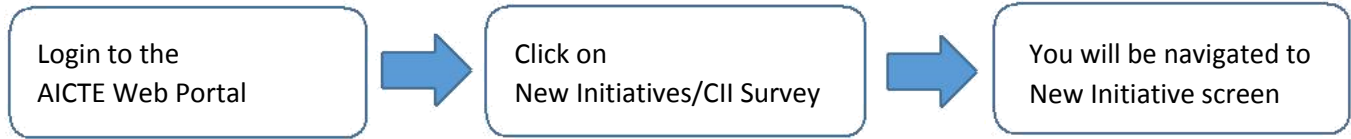
Also Submit the data for previous years where ever it is not already Submitted and 'Submit Student Placement Data' button is enabled.

The screenshot shows the AICTE Placement Details portal interface. A confirmation dialog box is displayed in the center, asking: "Do you wish to Submit Placement Details Data? The application will become readonly on Submit." with "OK" and "Cancel" buttons. The background shows the "Placement Details" section with a table of applications and the "Application- Header" section with input fields for application number, institution name, and academic year. Below that is the "Courses" section with a table of course details.

Application No	Permanent Inst	Status	Sub Status	Year
[REDACTED]	[REDACTED]	EOA Recommended by Council		2017-2018
[REDACTED]	[REDACTED]	EOA Recommended by Council		2016-2017
[REDACTED]	[REDACTED]	EOA Recommended by Council		2015-2016
[REDACTED]	[REDACTED]	EOA Recommended by Council		2014-2015
[REDACTED]	[REDACTED]	EOA Recommended by Council		2013-2014
[REDACTED]	[REDACTED]	Submitted	Payment received	2012-2013

Level of course	Name of the Course	Shift	Approves	Number of Companies Visited	Number of Students Passed	Number of Dropout students	Number of Eligible students	Number of Students Placed in it	Number of Students Placed in No	Total st
T GRADUATE	MASTERS IN BUSINESS ADMINISTRATION	1st Shift	400							
T GRADUATE	MASTERS IN BUSINESS ADMINISTRATION (INTERNATIONAL BUSINESS)	1st Shift	60							
T GRADUATE	MASTERS IN BUSINESS ADMINISTRATION (MANAGEMENT)	1st Shift	100							

New Initiative / CII Survey



Display Name
New/Extension Approval
My Institute Application
Institute Accounts
Student Enrollment
New Initiatives/CII Survey
Legal Soft
PMKVY
Student Details
PG Student Attendance Details
PG Student Verification
Block/Unblock Student
Student Portal
FD Release Applications Details
FD Release Application Details
FD Release Application Details
FD Release Application Details
FD Release Application Details
AQIS Application
NVEQF
Placement Details

Fill Details of New Initiatives:

New Initiative Details have been enabled for application of academic year 2018-2019. For the existing institutions, some of the details have been already present under this screen.

Those institutes getting Extension of Approval for the first time, will have to fill all the details present under the New Initiative as given in below snapshot.

New Initiatives/CII Survey All India Council for Technical Education
अखिल भारतीय तकनीकी शिक्षा परिषद

New Initiatives ▾ New Initiative Details:

Application-Header 1 of 1

Current Application Number: [Redacted] Name of the institution: [Redacted]
Permanent Institute Id: [Redacted] Academic Year: 2018-2019 New Initiative data entry status: N

New Initiatives 1 of 1

Submit Application Please click on 'Save Application' and then click on 'Submit Application' button

Swachh Bharat

1. Whether the Institute has undertaken any activities related to Swachh Bharat Mission? [N] [v]
1a. Number of Programs conducted under Swachh Bharat Mission: []

Digital India

2. Whether the Institute has conducted any activities under Digital India? [N] [v]
2a. Number of Programs conducted under Digital India: []

CMAT/GPAT

3. Whether this institute is ready to provide facility for CMAT and GPAT examination as centers? [N] [v]
3a. Number of computers available for the Examination: []
3b. Whether Provision of 10% additional Computers has been made to meet redundancy? []

Unnat Bharat Abhiyan

4. Whether the Institute has conducted any activities under Unnat Bharat Abhiyan? [N] [v]
4a. Number of Programs conducted under Unnat Bharat Abhiyan: []

International Yoga Day

5. Whether the Institute has conducted any activities under International Yoga Day [N] [v]

Skilled/Vocational Programme (NSQF)

6. Whether the Institute/College is running any Skill Development / Vocational Programme (NSQF)? [N] [v]

Research Center

7. Whether your institution is having an approved Research Centre by the affiliating University? [N] [v]
7a. Which are the departments offering PhD Program? [] [v]
7b1. Number of PhDs awarded in 2017-2018: []
7b2. Number of PhDs awarded in 2016-2017: []
7b3. Number of PhDs awarded in 2015-2016: []

Start-Up Initiative

8. Whether your institution is having any Start-Up Initiative? [N] [v]
8a. Number of Start-Ups in last three years: []
8b. Number of Jobs created under Start_up in last three years: []

NIRF Information

10. Whether your Institute has participated in National Institutional Ranking Framework (NIRF) 2018? [N] [v]
10a. Enter NIRF-2018 Institute Id: []

Others

9. Whether your institution is located in Tribal Area? [N] [v]

Institute has to fill all details as per their curriculum on below mentioned sections. Institute has to answer main question as 'Y' or 'N'. Based on the answer of main question, sub question will be made editable.

- Swachh Bharat

Swachh Bharat	
1. Whether the Institute has undertaken any activities related to Swachh Bharat Mission?:	<input type="text" value="Y"/> <input type="text" value="v"/>
1a. Number of Programs conducted under Swachh Bharat Mission:	<input type="text"/> <input type="text" value="v"/>

- Digital India

Digital India	
2. Whether the Institute has conducted any activities under Digital India?:	<input type="text" value="Y"/> <input type="text" value="v"/>
2a. Number of Programs conducted under Digital India:	<input type="text"/> <input type="text" value="v"/>

- CMAT/ GPAT

CMAT/GPAT	
3. Whether this institute is ready to provide facility for CMAT and GPAT examination as centers?:	<input type="text" value="Y"/> <input type="text" value="v"/>
3a. Number of computers available for the Examination:	<input type="text"/> <input type="text" value="v"/>
3b. Whether Provision of 10% additional Computers has been made to meet redundancy?:	<input type="text"/> <input type="text" value="v"/>

- Unnat Bharat Abhiyan

Unnat Bharat Abhiyan	
4. Whether the Institute has conducted any activities under Unnat Bharat Abhiyan?:	<input type="text" value="Y"/> <input type="text" value="v"/>
4a. Number of Programs conducted under Unnat Bharat Abhiyan:	<input type="text"/> <input type="text" value="v"/>

- International Yoga Day

International Yoga Day	
5. Whether the Institute has conducted any activities under International Yoga Day:	<input type="text" value="N"/> <input type="text" value="v"/>

- Skilled/ Vocational Programme (NSQF)

Skilled/Vocational Programme (NSQF)	
6. Whether the Institute/College is running any Skill Development / Vocational Programme (NSQF):	<input type="text" value="Y"/> <input type="text" value="v"/>

- **Research Center**

Research Center	
7. Whether your institution is having an approved Research Centre by the affiliating University?:	<input type="button" value="Y"/> <input type="button" value="v"/>
7a. Which are the departments offering PhD Program?:	<input type="text"/>
7b1. Number of PhDs awarded in 2017-2018:	<input type="text"/> <input type="button" value="R"/>
7b2. Number of PhDs awarded in 2016-2017:	<input type="text"/> <input type="button" value="R"/>
7b3. Number of PhDs awarded in 2015-2016:	<input type="text"/> <input type="button" value="R"/>

- **Start-Up Initiative**

Start-Up Initiative	
8. Whether your institution is having any Start-Up Initiative?:	<input type="button" value="Y"/> <input type="button" value="v"/>
8a. Number of Start-Ups in last three years:	<input type="text"/> <input type="button" value="R"/>
8b. Number of Jobs created under Start_up in last three years:	<input type="text"/> <input type="button" value="R"/>

- **NIRF Information**

NIRF Information	
10. Whether your Institute has participated in National Institutional Ranking Framework (NIRF) 2018?:	<input type="button" value="Y"/> <input type="button" value="v"/>
10a. Enter NIRF-2018 Institute Id:	<input type="text"/>
10b. NIRF Rank (if any):	<input type="text"/> <input type="button" value="R"/>

- **Others**

Others	
g. Whether your institution is located in Tribal Area?:	<input type="button" value="N"/> <input type="button" value="v"/>

Following tabs will get enable only after answering 'Y' to question 6 under Skilled/Vocational Programme (NSQF). Portal will ask to either fill details of NSQF Compiled Details or Non-NSQF Compiled Details.

Details needs to be fill for NSQF Compiled are:

- Certifying Body
- Other Certifying Body
- Sector
- Specialization
- Level
- Student Enrolled in 2014-15
- Student Enrolled in 2015-16
- Student Enrolled in 2016-17
- Student Enrolled in 2017-18

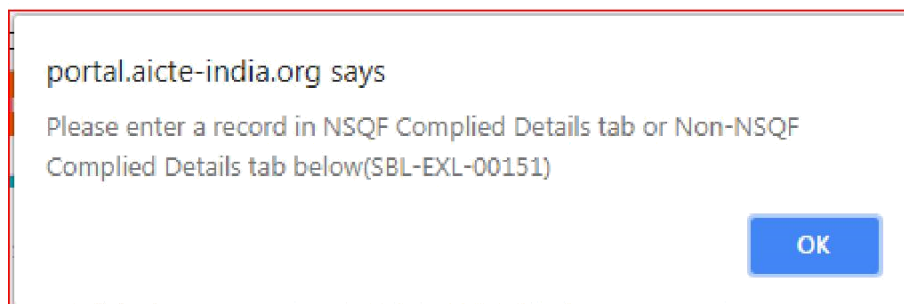
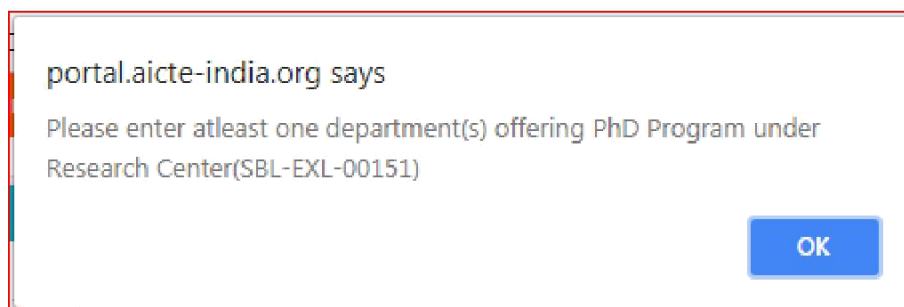
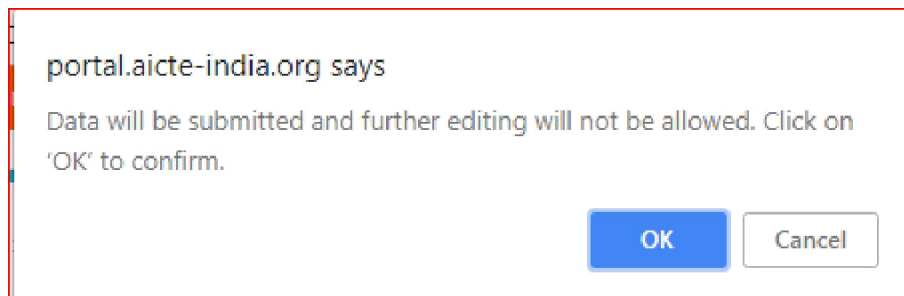
The screenshot shows the 'NSQF Compiled Details' form. At the top, there is a teal header with the title and a '1 - 1 of 1' indicator. Below the header is a search bar with a dropdown menu and several icons (refresh, add, delete, download, search). The main area contains a table with the following columns: 'Certifying Body', 'Other Certifying Body', 'Sector', 'Specialization', 'Level', 'Students Enrolled in 2014-15', 'Students Enrolled in 2015-16', 'Students Enrolled in 2016-17', and 'Students Enrolled in 2017-18'. The 'Certifying Body' column has a dropdown menu.

Details to be filled for Non-NSQF Compiled are:

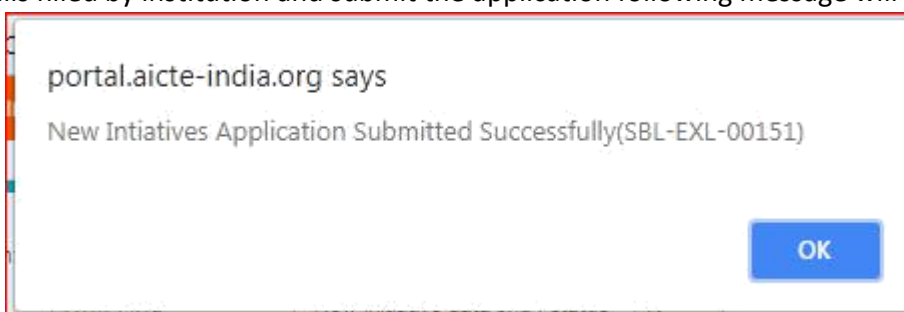
- Certifying Body
- Other Certifying Body
- Non-NSQF Programme
- Other Programme
- Sector
- Specialization
- Level
- Student Enrolled in 2014-15
- Student Enrolled in 2015-16
- Student Enrolled in 2016-17
- Student Enrolled in 2017-18

The screenshot shows the 'Non-NSQF Compiled Details' form. At the top, there is a teal header with the title and a '1 - 1 of 1' indicator. Below the header is a search bar with a dropdown menu and several icons (refresh, add, delete, download, search). The main area contains a table with the following columns: 'Certifying Body', 'Other Body', 'Non-NSQF Programme', 'Other Programme', 'Sector', 'Specialization', 'Level', 'Students Enrolled in 2014-15', and 'Students Enrolled in 2015-16'. The 'Specialization' column has a text input field.

Once all the details are filled, institute can submit their New Initiative Details using submit button. On clicking 'Submit Application' button, AICTE Web portal will prompt message for Submission information. Portal will also prompt message as per rules designed, required for submission of accurate New Initiative data.



Once the all details filled by institution and submit the application following message will be displayed.



The form will be read only and value in the field 'New Initiative data entry status' will indicate whether New Initiative data is submitted to not submitted.

Application- Header 1 of 1

Current Application Number:

Name of the institution:

Permanent Institute Id:

Academic Year: New Initiative data entry status:

New Initiatives 1 of 1

Submit Application: Please click on 'Save Application' and then click on 'Submit Application' button.

Swachh Bharat

1. Whether the Institute has undertaken any activities related to Swachh Bharat Mission?

1a. Number of Programs conducted under Swachh Bharat Mission:

CMAT/GPAT

3. Whether this institute is ready to provide facility for CMAT and GPAT examination as centers?

3a. Number of computers available for the Examination:

3b. Whether Provision of 10% additional Computers has been made to meet redundancy?

International Yoga Day

5. Whether the Institute has conducted any activities under International Yoga Day

Research Center

7. Whether your institution is having an approved Research Centre by the affiliating University?

7a. Which are the departments offering PhD Program?

7b1. Number of PhDs awarded in 2017-2018:

7b2. Number of PhDs awarded in 2016-2017:

7b3. Number of PhDs awarded in 2015-2016:

NIRF Information

10. Whether your Institute has participated in National Institutional Ranking Framework (NIRF) 2018?

10a. Enter NIRF-2018 Institute Id:

Digital India

2. Whether the Institute has conducted any activities under Digital India?

2a. Number of Programs conducted under Digital India:

Unnat Bharat Abhiyan

4. Whether the Institute has conducted any activities under Unnat Bharat Abhiyan?

4a. Number of Programs conducted under Unnat Bharat Abhiyan:

Skilled/Vocational Programme (NSQF)

6. Whether the Institute/College is running any Skill Development / Vocational Programme (NSQF)?

Start-Up Initiative

8. Whether your institution is having any Start-Up Initiative?

8a. Number of Start-Ups in last three years:

8b. Number of Jobs created under Start_up in last three years:

Others

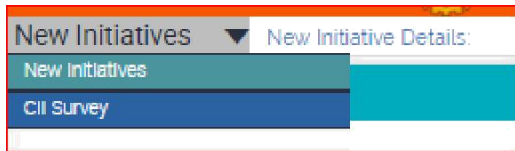
9. Whether your institution is located in Tribal Area?

NSQF Complied Details 1 - 1 of 1

Certifying Body	Other Certifying Body	Sector	Specialization	Level	Students Enrolled in 2014-15	Students Enrolled in 2015-16	Students Enrolled in 2016-17	Students Enrolled In 2017-18
DTE		Tourism	Others	2	20	25	40	40

Fill Details of CII Survey:

To fill data related to CII Survey, please click on icon ▼ as shown in below screen shot and click on 'CII Survey'.



A screenshot of the AICTE CII Questionnaire application form. The header shows 'New Initiatives/CII Survey' and 'All India Council for Technical Education'. The form includes fields for 'Current Application Number', 'Name of the institution', 'Permanent Institute Id.', and 'Academic Year' (set to 2018-2019). Below these fields is a section titled 'AICTE CII Questionnaire' with a 'No Records' status. A '+ Submit Application' button is visible. The questionnaire consists of 13 numbered questions, each with a corresponding input field.

Question	Input Field
1. Does your institute interact with industry on regular basis?	<input type="text"/>
11. If yes, number of companies your institute is in regular touch with for the past 2 years	<input type="text"/>
2. Do students of your institute go to industry for internships?	<input type="text"/>
21. If yes, what percentage of students go for internships?	<input type="text"/>
22. Number of students who went for internship in past 2 years	<input type="text"/>
3. Do experts from industry come to spend time with your faculty and students?	<input type="text"/>
31. If yes, how many industry experts visited your institute in the past 2 years?	<input type="text"/>
4. Do your faculty members provide training to industry people?	<input type="text"/>
41. If yes, how many training programmes were organised in the past 2 years?	<input type="text"/>
5. Are your faculty members on boards of companies?	<input type="text"/>
51. If yes, number of such faculty in past 2 years	<input type="text"/>
6. Has your institute filed for patents in the past 2 years?	<input type="text"/>
61. Number of patents filed for in past 2 years	<input type="text"/>
8. Does your institute get live projects from industry for B.Tech / M.Tech students?	<input type="text"/>
81. Number of industry projects received in past 2 years	<input type="text"/>
9. Do you get consultancy projects from industry?	<input type="text"/>
91. If yes, how many consultancy projects did your institute receive in the past 2 years?	<input type="text"/>
92. What is the total worth of such projects in Rs.?	<input type="text"/>
10. Do companies come to your institute to provide placement to students?	<input type="text"/>
101. Number of companies which came in past 2 years	<input type="text"/>
102. What percentage of students get company placements?	<input type="text"/>
11. Do you have industry members on BOG / advisory councils of your institute?	<input type="text"/>
111. Number of industry members on BOG / advisory councils	<input type="text"/>
12. Does your curriculum get revised as per industry's requirements?	<input type="text"/>
121. If yes, what is the frequency of revision in terms of number of years?	<input type="text"/>
13. Whether your institution is having any Incubation for Startups?	<input type="text"/>

This screen is applicable for the existing application having status of their application other than New.

(+) button and Submit Application button will be enabled for those only.

Once (+) button is clicked, Save and Submit Application button gets enables.

AICTE CII Questionnaire 1 of 1

Submit Application

1 Does your institute interact with industry on regular basis ?	No	8. Does your institute get live projects from industry for B.Tech / M.Tech students ?	No
11 If yes, number of companies your institute is in regular touch with for the past 2 years:		8.1 Number of industry projects received in past 2 years:	
2 Do students of your institute go to industry for internships ?	No	9 Do you get consultancy projects from industry ?	No
2.1 If yes, what percentage of students go for internships ?		9.1 If yes, how many consultancy projects did your institute receive in the past 2 years ?	
2.2 Number of students who went for internship in past 2 years:		9.2 What is the total worth of such projects in Rs ?	
3 Do experts from industry come to spend time with your faculty and students ?	No	10 Do companies come to your institute to provide placement to students ?	No
3.1 If yes, how many industry experts visited your institute in the past 2 years ?		10.1 Number of companies which came in past 2 years	
4 Do your faculty members provide training to industry people ?	No	10.2 What percentage of students get company placements ?	
4.1 If yes, how many training programmes were organised in the past 2 years ?		11 Do you have industry members on BOG / advisory councils of your institute ?	No
5 Are your faculty members on boards of companies ?	No	11.1 Number of industry members on BOG / advisory councils	
5.1 If yes, number of such faculty in past 2 years:		12 Does your curriculum get revised as per industry's requirements ?	No
6 Has your institute filed for patents in the past 2 years ?	No	12.1 If yes, what is the frequency of revision in terms of number of years ?	
6.1 Number of patents filed for in past 2 years:		13 Whether your institution is having any Incubation for Startups ?	No
7 Has industry funded any cell / department / lab in your institute in past 2 years ?	No	13.1 If Yes how many start ups came up as on date ?	
7.1 Number of units funded by industry in past 2 years:			
7.2 What is the total fund received on this count in past 2 years ?			

NOTE: Based on the answers to main question sub questions will be enabled. AICTE Web portal will prompt for the message if data is not given as per rules that means if user select 'Yes' to question, then its mandatory to answer its sub question otherwise system will prompt message like as below based on the question you have answered.

portal.aicte-india.org says
'3.1 If yes, how many industry experts visited your institute in the past 2 years ?' is a required field. Please enter a value for the field.(SBL-DAT-00498)

OK

portal.aicte-india.org says
'9.1 If yes, how many consultancy projects did your institute receive in the past 2 years ?' is a required field. Please enter a value for the field. (SBL-DAT-00498)

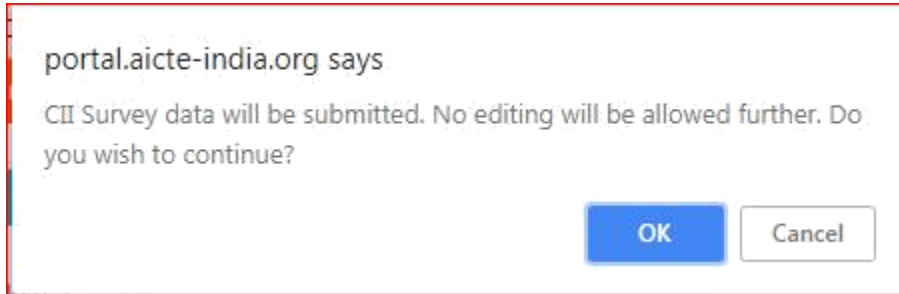
OK

portal.aicte-india.org says
'9.1 If yes, how many consultancy projects did your institute receive in the past 2 years ?' is a required field. Please enter a value for the field. (SBL-DAT-00498)

OK

Once all the required information is filled by institute, institute can move ahead for submission of CII Survey data and this is achieved by clicking on 'Submit Application'.

AICTE Web portal will prompt following message confirming submission and non-editable of CII Survey data.



CII Survey details will become read only after giving confirmation on prompt message.

CII Survey CII Survey Questionnaire

CII Survey 1 of 1

Current Application Number * [Redacted] Name of the institution * [Redacted]
Permanent Institute Id [Redacted] Academic Year * 2018-2019

AICTE CII Questionnaire 1 of 1

Submit Application

1 Does your institute interact with industry on regular basis?	<input type="text" value="No"/>	8 Does your institute get live projects from industry for B.Tech / M.Tech students?	<input type="text" value="No"/>
11 If yes, number of companies your institute is in regular touch with for the past 2 years	<input type="text"/>	81 Number of industry projects received in past 2 years	<input type="text"/>
2 Do students of your institute go to industry for internships?	<input type="text" value="Yes"/>	9 Do you get consultancy projects from industry?	<input type="text" value="Yes"/>
21 If yes, what percentage of students go for internships?	<input type="text" value="10"/>	91 If yes, how many consultancy projects did your institute receive in the past 2 years?	<input type="text" value="5"/>
22 Number of students who went for internship in past 2 years	<input type="text" value="10"/>	92 What is the total worth of such projects in Rs?	<input type="text" value="500,000"/>
3 Do experts from industry come to spend time with your faculty and students?	<input type="text" value="Yes"/>	10 Do companies come to your institute to provide placement to students?	<input type="text" value="No"/>
31 If yes, how many industry experts visited your institute in the past 2 years?	<input type="text" value="10"/>	101 Number of companies which came in past 2 years	<input type="text"/>
4 Do your faculty members provide training to industry people?	<input type="text" value="No"/>	102 What percentage of students get company placements?	<input type="text"/>
41 If yes, how many training programmes were organised in the past 2 years?	<input type="text"/>	11 Do you have industry members on BOG / advisory councils of your institute?	<input type="text" value="No"/>
5 Are your faculty members on boards of companies?	<input type="text" value="No"/>	111 Number of industry members on BOG / advisory councils	<input type="text"/>
51 If yes, number of such faculty in past 2 years	<input type="text"/>	12 Does your curriculum get revised as per industry's requirements?	<input type="text" value="No"/>
6 Has your institute filed for patents in the past 2 years?	<input type="text" value="No"/>	121 If yes, what is the frequency of revision in terms of number of years?	<input type="text"/>
61 Number of patents filed for in past 2 years	<input type="text"/>	13 Whether your institution is having any Incubation for Startups?	<input type="text" value="Yes"/>
7 Has industry funded any cell / department / lab in your institute in past 2 years?	<input type="text" value="No"/>	131 If Yes, how many start ups came up as on date?	<input type="text" value="10"/>
71 Number of units funded by industry in past 2 years	<input type="text"/>		
72 What is the total fund received on this count in past 2 years?	<input type="text"/>		

Enable EOA Printing

After Submitting data in 'Student Enrolment', 'Dual/Integrated Courses', 'Placement Details', 'New Initiative/CII Survey' screens and submitting Hard copy of application to Regional Officer and get it marked from Regional Officer on AICTE Web Portal, navigate to 'New/Extension Approval' screen.

Click on 'Enable EoA Printing' button.

New/Extension Approval

Application Approval

ACTE New Application:

- Institute Details
- Questionnaire
- Contact Person/Registrar Detail
- Organization Details
- Principal/Director/Vice Chancellor
- OMBUDSMAN/Grievance Details
- Other Facilities
- Program Details
- Course Details
- Dual/Integrated Course
- Closed Courses
- Vocational Courses
- University Name Change
- Faculty Download
- Land Details
- Building Details
- Anti-Ragging
- Faculty Details
- Technical Staff
- Admin & Library Staff
- Library Book
- Library Facilities
- Laboratory Details
- Administrative Area
- Amenities Area
- Circulation Area
- Financial Details
- Instructional Area
- InstArea-Comm. Fac.
- View Upload by RO
- Check TER Charges/Processing Fee
- Payments
- Calculate Deficiency
- Hostel Facilities
- Attachments (Video/Images)
- eJournal
- Solar Photovoltaic Details
- Computational Facilities

Application- Header

Proceed Further | Submit Application & Proceed to Payment | Reopen Application * | **Enable EOA Printing** | UPDATE PAYMENT STATUS

* REOPEN APPLICATION: Submitted Application can be reopened only if no payment record has been created in the 'Payments' tab.

Current Application Number: [Text Box]

Permanent Institute Id: [Text Box]

Academic Year: [2018-2019]

Chapter: [Chapter 2]

Approval Status of Application: [Text Box]

Hard Copy Of AICTE Application Submitted?:

Remarks, if any: [Text Area]

I hereby declare that I have verified the data entered in all fields and verified the system generated deficiency report and wish to submit the same for processing for the year 2018-19. Also, I understand that after I submit the application on Portal, my application will become un-editable.

Current Status: [EOA Recommended]

Sub Status: [Text Box]

Application Opened on: [09/01/2018]

Application Submitted on: [31/01/2018]

Attend Scrutiny Committee On: [Text Box]

Application Type: [Extension-Expansion]

Appeal Requested Date: [Text Box]

Reopened Application Date: [30/1/2018 12:46:28]

Overall Deficiency(Y./N.): [N]

If any of the data submission for above mentioned screens is remaining, the same will be displayed in pop up message.

If all the data is filled, EoA printing will be enabled successfully.

New/Extension Approval

Application Approval

ACTE New Application:

- Institute Details
- Questionnaire
- Contact Person/Registrar Detail
- Organization Details
- Principal/Director/Vice Chancellor
- OMBUDSMAN/Grievance Details
- Other Facilities
- Program Details
- Course Details
- Dual/Integrated Course
- Closed Courses
- Vocational Courses
- University Name Change
- Faculty Download
- Land Details
- Building Details
- Anti-Ragging
- Faculty Details
- Technical Staff
- Admin & Library Staff
- Library Book
- Library Facilities
- Laboratory Details
- Administrative Area
- Amenities Area
- Circulation Area
- Financial Details
- Instructional Area
- InstArea-Comm. Fac.
- View Upload by RO
- Check TER Charges/Processing Fee
- Payments
- Calculate Deficiency
- Hostel Facilities
- Attachments (Video/Images)
- eJournal
- Solar Photovoltaic Details
- Computational Facilities

Application- Header

Proceed Further | Submit Application & Proceed to Payment | Reopen Application * | **Enable EOA Printing** | UPDATE PAYMENT STATUS

* REOPEN APPLICATION: Submitted Application can be reopened only if no payment record has been created in the 'Payments' tab.

Current Application Number: [Text Box]

Permanent Institute Id: [Text Box]

Academic Year: [2018-2019]

Chapter: [Chapter 2]

Approval Status of Application: [Text Box]

Hard Copy Of AICTE Application Submitted?:

Remarks, if any: [Text Area]

I hereby declare that I have verified the data entered in all fields and verified the system generated deficiency report and wish to submit the same for processing for the year 2018-19. Also, I understand that after I submit the application on Portal, my application will become un-editable.

Current Status: [EOA Recommended]

Sub Status: [Text Box]

Application Opened on: [09/01/2018]

Application Submitted on: [31/01/2018]

Attend Scrutiny Committee On: [Text Box]

Application Type: [Extension-Expansion]

Appeal Requested Date: [Text Box]

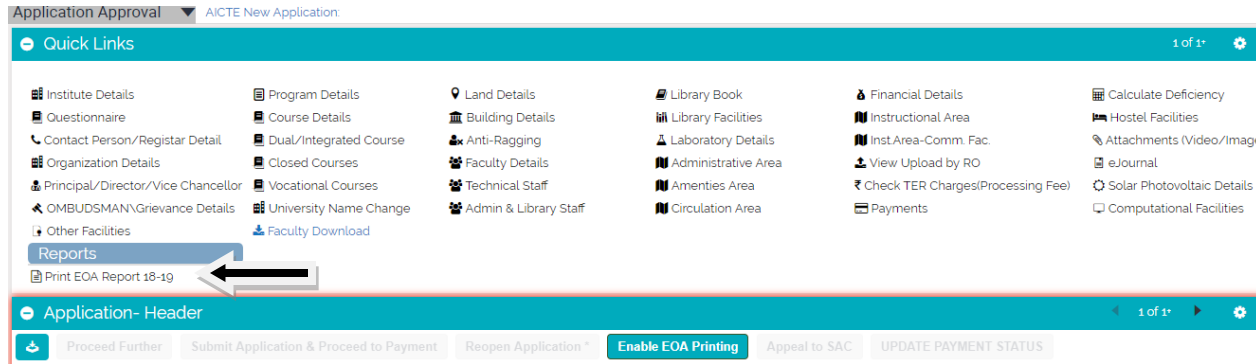
Reopened Application Date: [30/1/2018 12:46:28]

Overall Deficiency(Y./N.): [N]

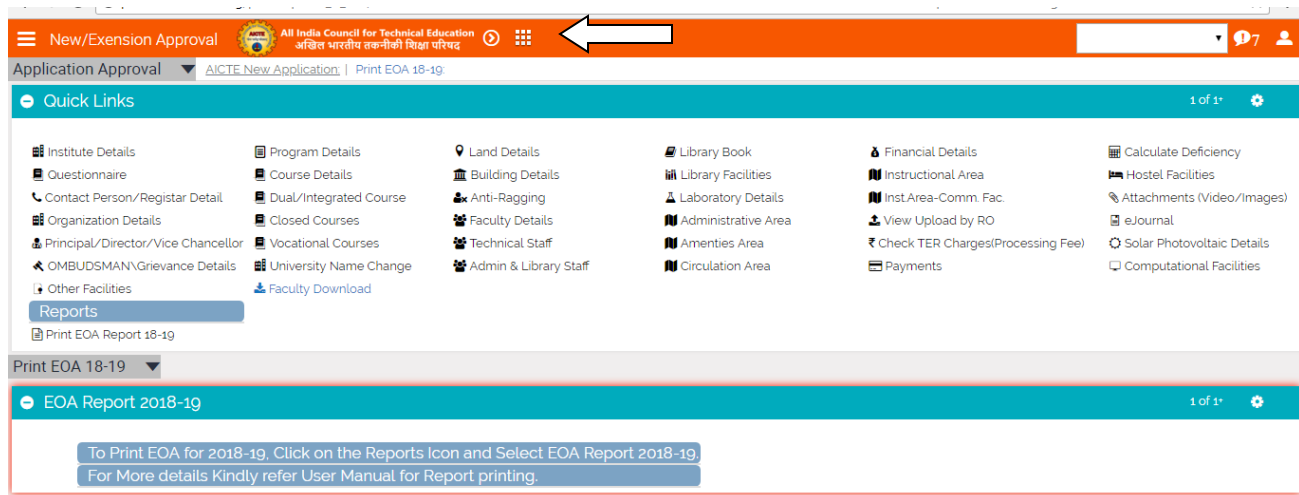
EOA Printing Enabled Successfully

OK | Cancel

Click on 'Enable EOA Printing' button in New/Extension Approval Screen



Click on the "Print EOA Report 18-19" in the Quick Links



Click on Report Icon  and then  in New/Extension Approval Screen

Select EOA Report 2018-2019 from 'Report Name' dropdown

Click on Submit button

Click on 'My Reports'

Save the Report after Successful report generation