



All India Council for Technical Education



Confederation of Indian Industry

# AICTE – CII Survey of Industry Linked Technical Institutes 2018








All India Council for Technical Education



Confederation of Indian Industry

# AICTE – CII Survey of Industry Linked Technical Institutes **2018**





Copyright © 2018 Confederation of Indian Industry (CII) All India Council for Technical Education (AICTE). All rights reserved.

No part of this publication may be reproduced, stored in, or introduced into a retrieval system, or transmitted in any form or by any means (electronic, mechanical, photocopying, recording or otherwise), in part or full in any manner whatsoever, or translated into any language, without the prior written permission of the copyright owner. CII and AICTE has made every effort to ensure the accuracy of the information and material presented in this document. Nonetheless, all information, estimates and opinions contained in this publication are subject to change without notice, and do not constitute professional advice in any manner. Neither CII or AICTE, nor any of its office bearers or analysts or employees accept or assume any responsibility or liability in respect of the information provided herein. However, any discrepancy, error, etc. found in this publication may please be brought to the notice of CII and AICTE for appropriate correction.

Published by Confederation of Indian Industry (CII), The Mantosh Sondhi Centre; 23, Institutional Area, Lodi Road, New Delhi 110003, India, Tel: +91-11-24629994-7, Fax: +91-11-24626149; Email: [info@cii.in](mailto:info@cii.in); Web: [www.cii.in](http://www.cii.in)

# Foreword



**Prof Anil Sahasrabudde**

Chairman

All India Council for Technical Education

This is the seventh edition of AICTE – CII Survey and I am happy that our effort of collecting basic data on industry linkages from all institutes has been successful. We tried this in 2017 and found this to be a useful exercise. The same was continued this year and this has ensured that not only those who choose to voluntarily submit data in the survey get to showcase their industry linkages, but we get basic data from all technical institutions which come under the purview of AICTE.

The challenge remains that premier institutions such as IITs, NITs and IIMs still do not participate in it. I wish that they also participate in this survey to showcase how higher level institutions are achieving industry linkages and become role models for other tier II and tier III institutes.

This survey, which has been developed by CII in close consultation and coordination with AICTE, serves a different purpose – that of mapping the industry linkages of institutes. From that perspective, its objective is different from that of the government ranking which is meant to inform parents about the performance of institutes. The purpose of this survey is to inform industry about best institutes to scout talent from.


Last year AICTE had made internships mandatory for all technical education students during summer vacations or regular semester and signed several MOUs both with government agencies and startups to facilitate institutes. This year we have appealed to industry to give challenges to students which they can solve during hackathons which will be held early next year. We appeal to industry to support AICTE's innovative project of Smart India Hackathon so that our graduating students learn to address the challenges of the future. This will also help industry get well-honed graduates.

I reiterate to all institutes that industry – institute interactions must go beyond placements and participation in board meetings to regular inputs on curriculum and partnerships with faculty. It is only when research projects are taken up jointly that collaborations will flower and flourish.

I am glad that the partnership with Confederation of Indian Industry (CII) has entered the seventh year and we have successfully completed this exercise once again. I hope to continue seeing both sides valuing and respecting each other's limitations and challenges and working together to make this exercise a big success year after year.

May this survey achieve even greater heights in years to come.

# Foreword



**Dr BVR Mohan Reddy**  
Co-Chairman  
CII Education Council

The AICTE - CII Survey on industry linkages of technical institutes is a one-of-its-kind survey which is implemented by industry association CII in close coordination with AICTE. It is a unique model of a public-private partnership which has been working very well for the past seven years. The insights which this survey brings are not available in any other survey or ranking exercise in this country.

I am glad to share with the readers that for the first time, this report presents the list of India's top 400 companies which have been named by institutes as working closely with them. With duplications, I am told that the data on names of companies this time ran into more than 1 lakh rows and it became a challenge for Excel Spreadsheet to handle it. Even after removing a lot of not useful data, this number was quite sizeable. An attempt has been made in this report to capture the names of those companies who have been mentioned 50 times or more by various institutions. This is the data from only 754 institutes, of which more than 100 have no links with industry and they have scored zero. But at least 500 institutes have definitely some kind of linkages with industry and our effort must be to make these linkages stronger and better.


This year too, the percentage of institutes with highest industry linkages, i.e., Platinum category, remains more or less the same at 19 per cent, followed by 40 per cent each in Gold and Silver categories. The effort must be to pull more of the Silver category institutes into the Gold category and likewise for Gold into the Platinum category. A lot of work has also gone this year into preparing feedback reports for those institutes which had opted for them. I hope this feedback will help these institutes as well as all the rest in improving their performance and their linkages with industry.

CII is once again thankful to AICTE, specially Chairman Prof Anil Sahasrabudhe and Vice-Chairman Dr M.P. Poonia for extending their whole-hearted support to this exercise.

# CONTENTS

FOREWORD .....	1
EXECUTIVE SUMMARY.....	5
Chapter 1 : SURVEY 2018 AT A GLANCE .....	9
Chapter 2 : SHORT SURVEY .....	13
Chapter 3 : FULL SURVEY .....	21
Chapter 4 : JURY PROCESS .....	37
Chapter 5 : RESULTS & CASE STUDIES OF WINNING INSTITUTIONS.....	41
Chapter 6 : BACKGROUND .....	49
APPENDIX 1 : List of institutions which participated in the survey along with their rating .....	66
APPENDIX 2: Top 400 companies which are working closely with institutions.....	90
APPENDIX 3: Total number of awards given in this survey since 2012 .....	102
JURY PROFILES.....	105
SPONSOR PROFILE .....	119







# Executive Summary



# Executive Summary

The survey this year also had two parts:-**Short Survey** and **Full Survey**

**Short Survey:** All 9576 technical institutes, which are required to take annual approval from AICTE for continuation of courses etc, were mandatorily made to provide basic data on industry linkages.

**Full Survey:** From the Short Survey, 3659 institutes were invited to participate in the Full Survey. Total 755 submissions were received in the Full Survey.

## Key Findings

- Since it was mandatory for all institutes to provide data for the Short Survey and the idea was to capture the industry linkages of even those “good” institutes which choose to stay away from the survey, institutes did provide some data but even here, some chose to give just random figures or no figures at all. Authenticity of data and the information provided continued to remain a challenge.
- The trend of public-funded technical institutes -- with good infrastructure, good number of students, and even good linkages with industry – staying away from the survey continued this year as well.
- Institutes which submitted their entries in the Full Survey are mostly private institutes, from tier II and tier III cities. The top ones among these are doing good work with industry. Maximum number of institutes in the Platinum category are self-financing institutes and only one Government institute had highest level of industry linkages.
- Among the institutes which participated in the Full Survey, the number of those who have in-depth linkages with industry, who do some meaningful research with them and go beyond superficial MOUs, is again very small.
- The number of institutes which have a consolidated score of more than 50, out of 100, is just 24 and only five institutes have a score of 60 or more. An astounding 151 institutes score zero in the survey.
- To maintain continuity and also considering the low number of institutes with high scores, the threshold for Platinum (high industry linkages) category was kept at 30. Institutes with score of 10 and below are in the Silver (low) category. In between are Gold (medium) category. Given this classification, there are 145 institutes in Platinum category, 302 in Gold and 307 in Silver. The number of institutes in Gold category is significantly lower than last year.

## Jury process

There were four levels of statistical screening and shortlisting. The Short Survey entries were pruned to 3659. From the Full Survey, 755 number was first reduced to 213, then to 21 but retaining all institutes which had scored 55 or above in each discipline. There were no ground visits but a face-to-face interaction with all 21 shortlisted institutions.

## Results

Following 9 institutes were declared the winners of AICTE – CII Survey 2018 in 10 categories.

Discipline	Name of the Award	Winner
Chemical Engineering & Allied (Degree)	AICTE-CII IndPact Award for Best Industry-Linked Institute for Chemical Engineering & Allied Courses (Established-Degree)	Sona College of Technology
Civil Engineering & Allied (Degree)	AICTE-CII IndPact Award for Best Industry-Linked Institute for Civil Engineering & Allied Courses (Established-Degree)	Walchand Institute of Technology
Computer & IT Engineering & Allied (Degree)	AICTE-CII IndPact Award for Best Industry-Linked Institute for Computer & IT Engineering & Allied Courses (Established-Degree)	R.M.K. Engineering College
Electrical Engineering & Allied (Degree)	AICTE-CII IndPact Award for Best Industry-Linked Institute for Electrical Engineering & Allied Courses (Established-Degree)	Sri Sai Ram Engineering College
Mechanical Engineering & Allied (Diploma)	AICTE-CII IndPact Award for Best Industry-Linked Institute for Mechanical Engineering & Allied Courses (Established-Diploma)	Thiagarajar Polytechnic College
Mechanical Engineering & Allied (Degree)	AICTE-CII IndPact Award for Best Industry-Linked Institute for Mechanical Engineering & Allied Courses (Established-Degree)	College of Engineering, Pune (First Prize)
Mechanical Engineering & Allied (Degree)	AICTE-CII IndPact Award for Best Industry-Linked Institute for Mechanical Engineering & Allied Courses (Established-Degree)	Sona College of Technology (Second Prize)
Pharmacy (Degree)	Cadila Pharmaceuticals Limited Award for Best Industry-Linked Pharmaceutical Institute (Established-Degree)	Vivekanand Education Society's College of Pharmacy (First Prize)
Pharmacy (Degree)	Cadila Pharmaceuticals Limited Award for Best Industry-Linked Pharmaceutical Institute (Established-Degree)	Bombay College of Pharmacy (Second Prize)
Management	AICTE-CII IndPact Award Best Industry-Linked Management Institute	New Delhi Institute of Management



# Chapter 1

## SURVEY 2018 AT A GLANCE



# Chapter 1

## SURVEY 2018 AT A GLANCE

### Short Survey

**Mode of survey:** Online, through login by institutes into AICTE portal. For the second row in a year, all institutes had to mandatorily provide basic information about their industry linkages before downloading their approval letter from the AICTE website. The questionnaire comprised the Short Survey of AICTE – CII Indpact. The data collected at this stage was used to filter the institutes for second stage of data collection and evaluation.

### Full Survey

**Mode of survey:** Online. The second stage of data collection was given the name Full Survey for ease of reference. From a 13 question-form for the Short Survey, seven parameters were identified to shortlist institutions for the Full Survey.

**Mode of participation:** Through AICTE ID of Institutes

**Technical back-end supported by:** AICTE

**Overall back-end supported by:** CII

**Duration of the survey:** 110 days for Short Survey; 49 days for Full Survey

**Dates of the survey:** 4th July – 20th August

**Objective scores received on:** 28th August

**Number of Geographical Zones:** 8

**Total number of Streams:** 4

**Number of institutes which participated in Short Survey:** 9581

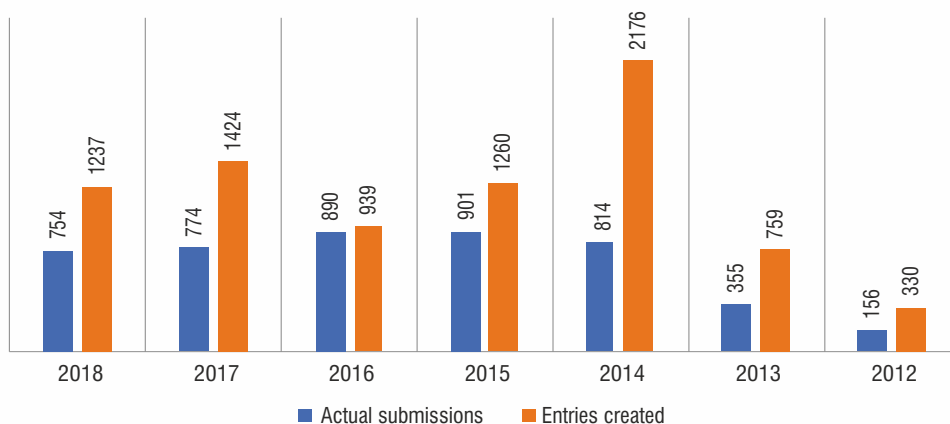
**Number of institutes shortlisted for Full Survey:** 3659

**Number of institutes which participated in Full Survey:** 755 (774 in 2017)

**Total submissions (discipline-wise) in Full Survey:** 2652 (2162 in 2017)

**Institute-wise entries created (but not submitted) on the AICTE portal in Full Survey:** 1237 (1424 in 2017)

**Actual submissions Vs entries created**



**Fig 1A**

### Discipline-wise actual submissions

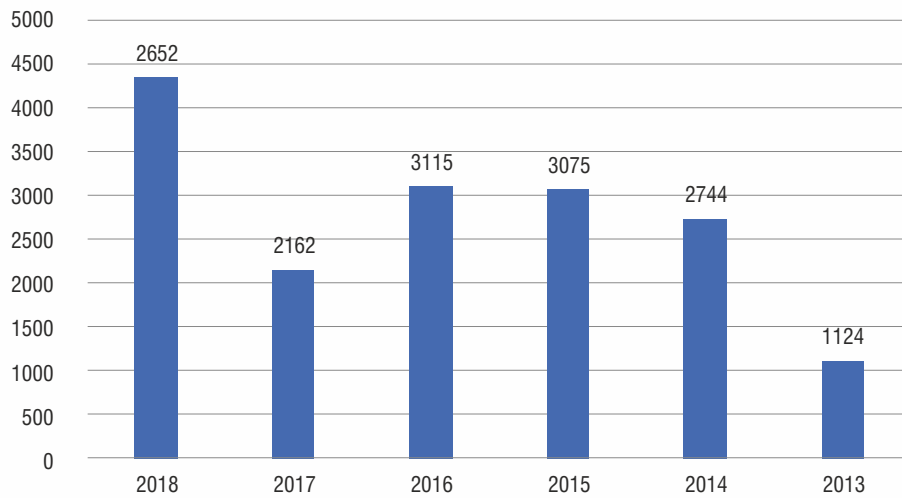


Fig 1B

### Number of institutes shortlisted for first round of evaluation

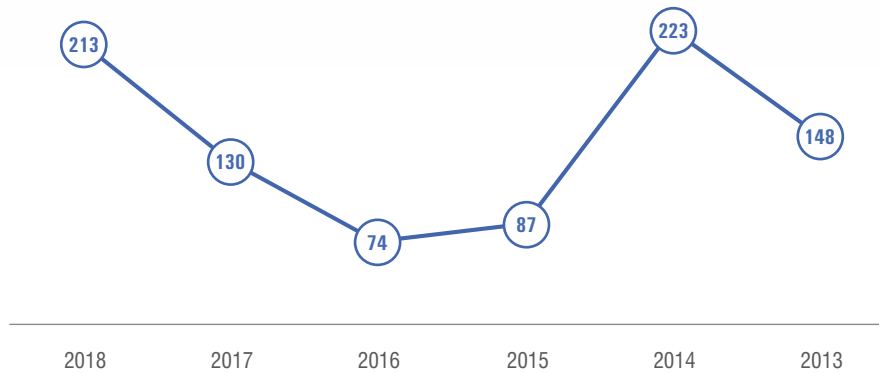


Fig 1C

**Objective scores:** Computer-generated results

**Ratings issued:** Platinum (above 30 marks out of 100); Gold (between 10 - 30 marks); Silver (below 10 marks)

**Results declared:** 5th October

**Results available at:** [www.aicte-india.org](http://www.aicte-india.org); [www.ciihighereducation.in](http://www.ciihighereducation.in)







# Chapter 2

## SHORT SURVEY



# Chapter 2

## SHORT SURVEY

In order to ensure that the survey includes basic data on industry linkages of all technical institutes instead of limiting itself to the ones which apply to participate in it, a short survey was created on 2017 which is now mandatory for all institutes to fill before downloading their approval letters from the AICTE portal. Quantitative data received in this Short Survey was used to shortlist institutes for the Full Survey.

### Following 13 questions constituted the Short Survey

1. Does your institute interact with industry on regular basis?
  - A. If yes, number of companies your institute is in regular touch with for the past 2 years.
2. Do students of your institute go to industry for internships?
  - A. If yes, what percentage of students go for internships?
  - B. Number of students who went for internship in past 2 years.
3. Do experts from industry come to spend time with your faculty and students?
  - A. If yes, how many industry experts visited your institute in the past 2 years?
4. Do your faculty members provide training to industry people?
  - A. If yes, how many training programmes were organised in the past 2 years?
5. Are your faculty members on boards of companies?
  - A. If yes, number of such faculty in past 2 years.
6. Has your institute filed for patents in the past 2 years?
  - A. Number of patents filed for in past 2 years.
7. Has industry funded any cell / department / lab in your institute in past 2 years?
  - A. Number of units funded by industry in past 2 years.
  - B. What is the total fund received on this count in past 2 years?
8. Does your institute get live projects from industry for B.Tech / M.Tech students?
  - A. Number of industry projects received in past 2 years.
9. Do you get consultancy projects from industry?
  - A. If yes, how many consultancy projects did your institute receive in the past 2 years?
  - B. What is the total worth of such projects in rupees?
10. Do companies come to your institute to provide placement to students?
  - A. Number of companies which came in past 2 years.
  - B. What percentage of students get company placements?

11. Do you have industry members on BOG / advisory councils of your institute?
  - A. Number of industry members on BOG / advisory councils.
12. Does your curriculum get revised as per industry's requirements?
  - A. If yes, what is the frequency of revision in terms of number of years?
13. Whether your institution is having any Incubation for start-ups?
  - A. If Yes. How many start-ups came up as on date?

### PARAMETERS FOR SHORT-LISTING FROM SHORT SURVEY FOR FULL SURVEY

Of the 13 questions in the Short Survey, following seven parameters were selected to filter the institutes. Those which fulfilled at least one or more of the following criteria or were winners in any of the previous editions of the AICTE-CII Survey were invited to participate in the Full Survey:

1. Institutes working with 100 or more companies in the past 2 years Or
2. Institutes which have 80% or more students going for internships in industry Or
3. Institutes which have filed for at least 1 patent in the past 2 years Or
4. Institutes which have received funds of Rs 20 lakhs or more from Industry in past 2 years Or
5. Institutes which have received 70 or more live projects from industry in past 2 years Or
6. Institutes which have received projects of worth Rs 35 lakh or more in past 2 years Or
7. Institutes which have come up with 5 or more start-ups

Total 3659 institutes, as against 4790 institutes last year, were shortlisted from Short Survey on the basis of the above seven parameters for participation in the Full Survey. This means that compared to 50 per cent institutes which were shortlisted last year, only 38 per cent institutes were shortlisted this year due to more stringent qualification parameters this time.

### KEY FINDINGS of SHORT SURVEY

The Short Survey gives interesting data on institutes' linkages with industry but this is not validated data. Since institutes are required to give only numbers, this being a quick survey, without any supporting documents or evidence, they are liable to exaggerate their claims somewhat. The fact that this data is tied to their being able to get their approval letters for academic programmes is supposed to act as a deterrent from them making too wild a claims. Even so, the percentage of institutes which claim to have at least some kinds of linkages with industry has come down marginally this year, from 79 per cent last year to 78 per cent this year. The implausible figures for each parameter can be seen in the key points listed against them. For instance, one institute has given the figure of 2250 as the number of companies it is working with or one which claims to have filed 168 patents in the past two years.

#### 78% institutes interact with industry

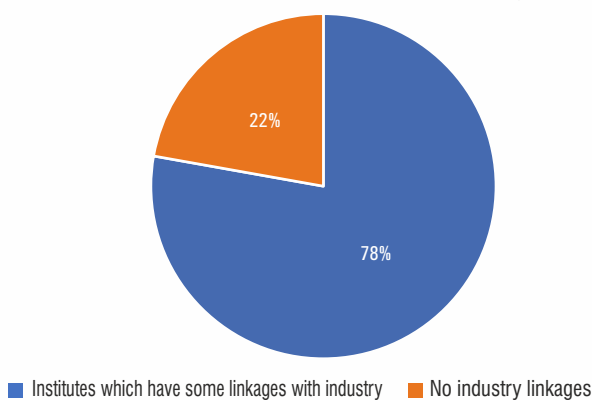


Fig 2A

- Institutes working with **100** or more companies in the past 2 years Or
  - Institutes which have **80 per cent** or more students going for internships in industry Or
  - Institutes which have filed for at least **1 patent** in the past 2 years Or
  - Institutes which have received funds of **Rs 20 lakhs** or more from Industry in past 2 years Or
  - Institutes which have received 70 or more live projects from industry in past 2 years Or
  - Institutes which have received projects of worth **Rs 35 lakh** or more in past 2 years Or
  - Institutes which created 5 or more start-ups
  - 1608 institutes had been working with at least 100 or more companies in past 2 years
  - 3648 institutes had sent at least 80 per cent or more students for internships in industry in past 2 years
  - 887 institutes had filed at least 1 or more patent in the past 2 years
  - 90 institutes had received funds of Rs 20 lakh or more from industry in past 2 years
  - 145 institutes had received 70 or more live projects from industry in past 2 years
  - 156 institutes had earned at least Rs 35 lakh or more from industry projects in past 2 years
  - 887 institutes had incubated at least 5 start ups in past 2 years
- Based on this, following were the numbers which emerged:-

### Parameter 1: Institutes working with 100 or more companies in the past two years

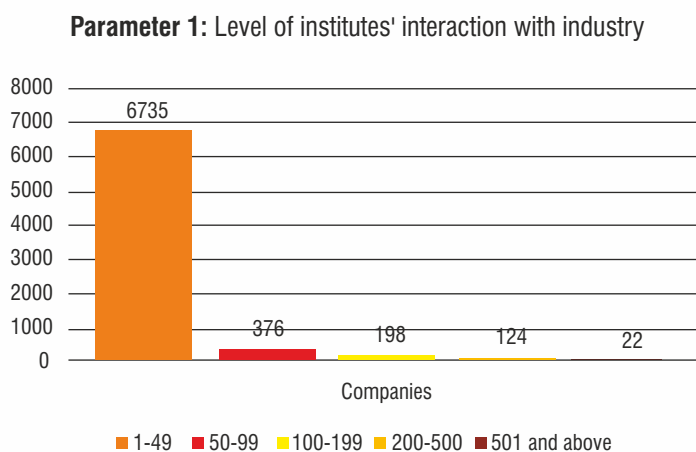


Fig 2B

- Average number of companies each institute works with: 98
- Maximum number of companies an institute is working with: 2250
- Number of institutes working with less than 49 companies: 6735
- Total number institutes which qualify as per this parameter: 342



## Parameter 2: Institutes which have 80 per cent or more students going for internships in industry

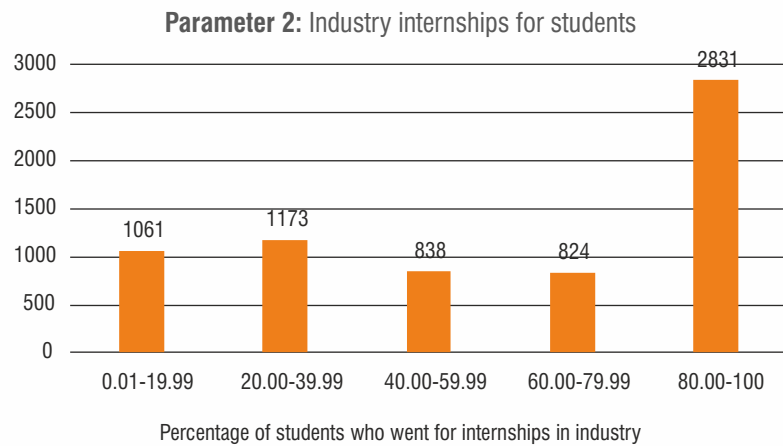


Fig 2C

- 2050 institutes claim to have 100 per cent internships
- Average percentage of internships is 60.58 per cent
- Total number institutes which qualify as per this parameter is 2831

## Parameter 3: Institutes which had filed at least 1 patent in the past two years

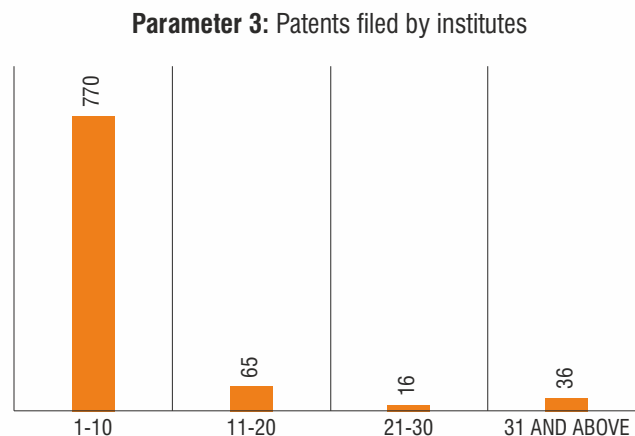


Fig 2D

- Number of institutes which qualified purely on the basis of this parameter is 887 which means more than 800 institutes have filed at least 1 patent in the past two years
- More than 30 institutes have filed 31 and above patents

## Parameter 4: Institutes which received funds of Rs 20 lakh or more from industry for setting up cell / department / lab in past 2 years

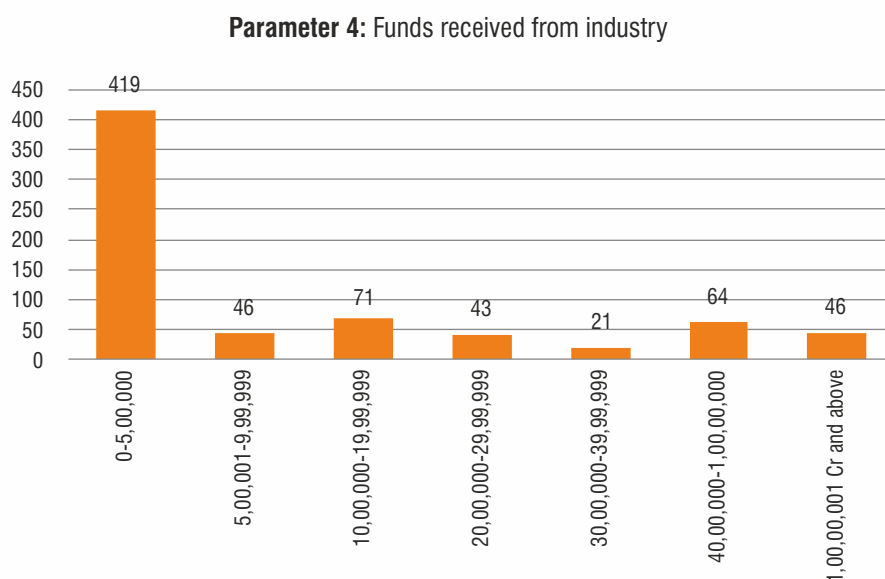


Fig 2E

- Number of institutes which qualified purely on the basis of this parameter is 174
- More than 400 institutes received up to Rs 5 lakh from industry
- More than 40 institutes received more than Rs 1 crore and above

## Parameter 5: Institutes which have received 70 or more live projects from industry in past 2 years

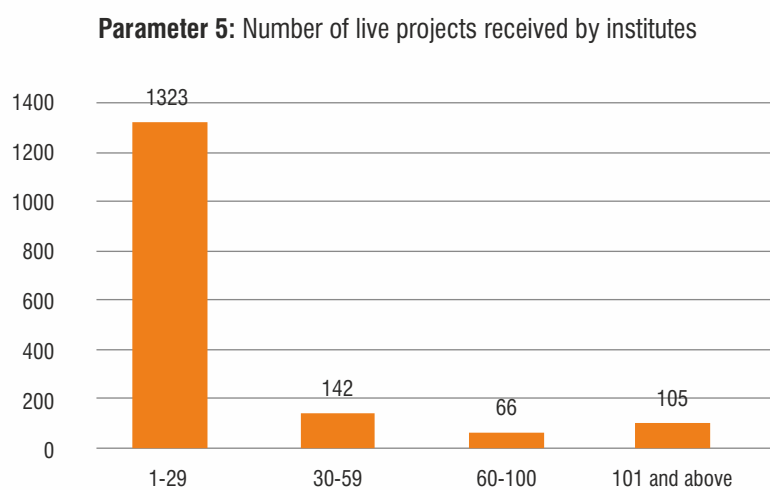


Fig 2F

- Institutes which qualified purely on the basis of this parameter is 157
- Maximum number of projects received by institutes are between 1 and 29

## Parameter 6: Institutes which received projects of worth Rs 35 lakh or more in past two years

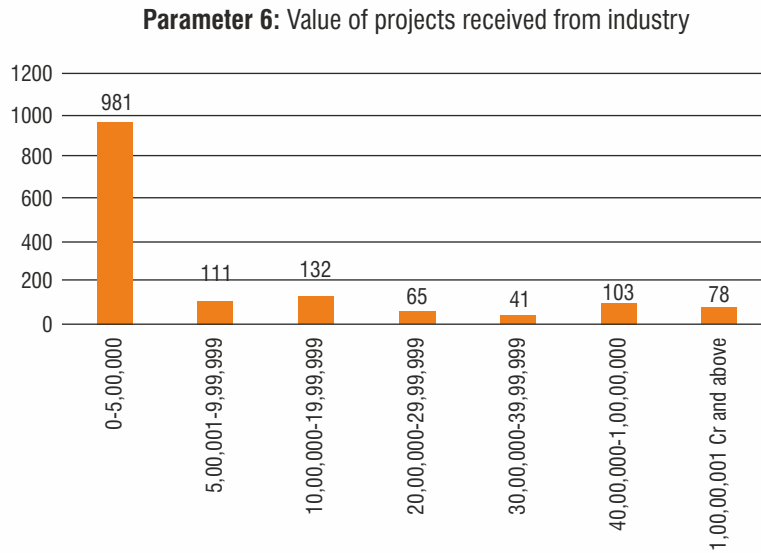


Fig 2G

- Number of institutes which qualified purely on the basis of this parameter is 195
- Maximum worth of projects received by a single institute is Rs 200 crore
- More than 70 institutes received projects of Rs 1 crore and more from industry

## Parameter 7: Institutes which created five or more start-ups through their incubation centres

Parameter 7: Start-ups created through in-house incubation centres

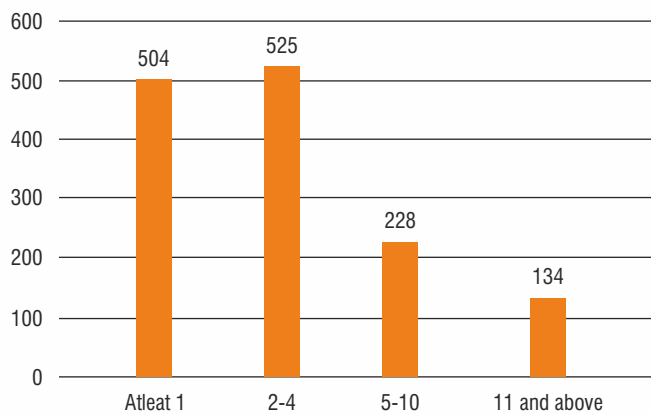


Fig 2H

- Number of institutes which qualified purely on the basis of this parameter is 362
- More than 500 institutes incubated at least one start-up
- More than 200 institutes incubated up to 10 start-ups





# Chapter 3

## FULL SURVEY



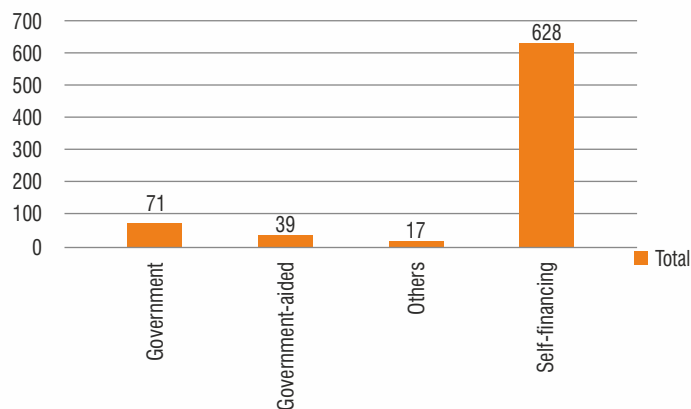
# Chapter 3

## FULL SURVEY

A total of 755 institutes participated in the Full Survey. Out of this, 628 were self-financing institutes, 71 government institutes, 36 government-aided institutes and 17 institutes were in "others" category. Their performance was equally divided between Gold and Silver at 40 per cent each while only 19 per cent institutes were in Platinum category. The numbers stood at 145 for Platinum, 302 for Gold and 307 for Silver. This is as against the usual

trend of roughly 60 per cent institutes being in the Gold category. This time the number of institutes in the Silver category is substantially higher than previous years which means that by and large the industry linkages of institutes are very poor, Silver being the lowest category with scores of 10 marks and less. Only 24 institutes have scored 50 and above marks and if one keeps the cut-off at 30 marks then there are only 145 institutes which make it there.

**Types of Institutes which participated in Full Survey**



**Fig 3A**



### Ratings obtained by institutions

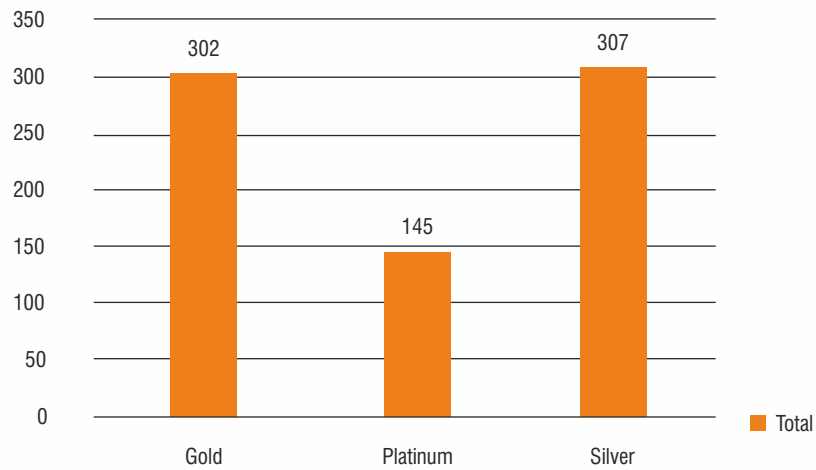


Fig 3B

### Score-bands of institutes

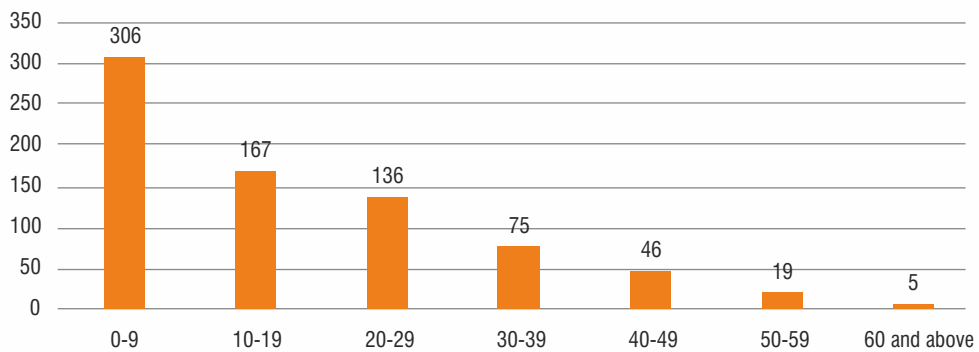


Fig 3C

### Performance as per institute-type

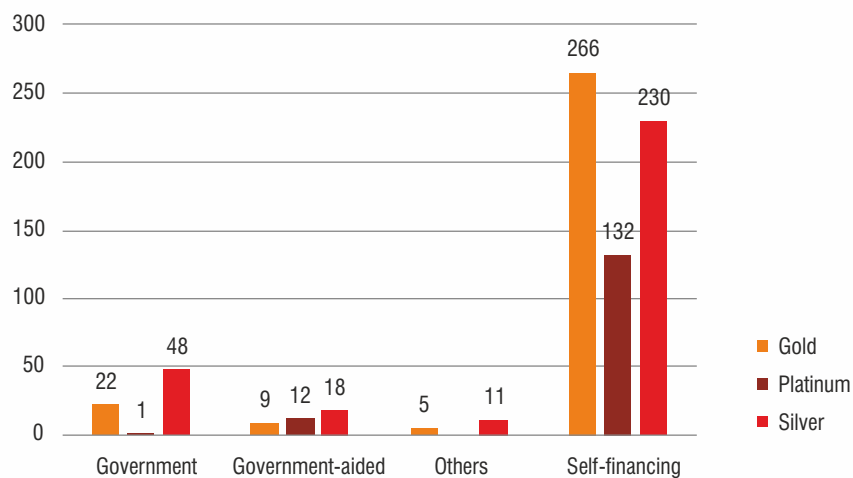


Fig 3D

Performance analysis as per institute-type also shows interesting results. Only 1 government institute, i.e., College of Engineering Pune (which was a winner in the Mechanical Engineering category for the initial two years of the Survey in 2012 and 2013 and had won the Mentor category award in 2015) is the only government institute to have got a Platinum ranking. Of the rest 70, only 22 get Gold ranking while 48 show performance in the Silver category. Among government-aided institutes also, only 12 are in the Platinum category, 9 in Gold and 18 are in Silver. The best performance is showed by self-financing institutions which shine with 132 Platinum, 266 Gold and 230 Silver category.

### Regional analysis

Region-wise analysis shows that in the Western region has the highest number of top-performing institutes. Out of 174 institutes which participated from the Western region in the survey, 67 had Silver category, 68 Gold category and 39 institutes were in Platinum category. Among the top four institutes in the western region, two are self-financing and two are government-aided and the top three institutes are pharmacy institutes. Rest are largely self-financing institutes from

Maharashtra, with a few being from Goa. In the self-financing category, there are 154 institutes which participated from the Western region, 8 were government-aided and 9 were government institutes while 3 institutes were in the Others category.

The over-all top performing institute in the survey is from the Southern region - Thiagarajar Polytechnic College followed by RMK College of Engineering and Technology. Except for one institute from the North-West, i.e., New Delhi Institute of Management, overall all top five institutes are from the Southern region. The only institute to have won two awards this year is also from the South - Sona College of Technology which has won the second prize in Mechanical Engineering (Degree) and the top prize in Chemical Engineering. In South-Central region, Telangana and Andhra Pradesh have an almost equal number of institutes between them which participated in the survey. Institutes in the North and North-West are mostly in management discipline. Eastern region, as always, has very low participation and poor performance with only three institutes in Platinum category and 16 in Gold and 22 in Silver. Central region's performance is also not encouraging with only 9 Platinum category institutes and 32 in Gold category and 29 in Silver category.

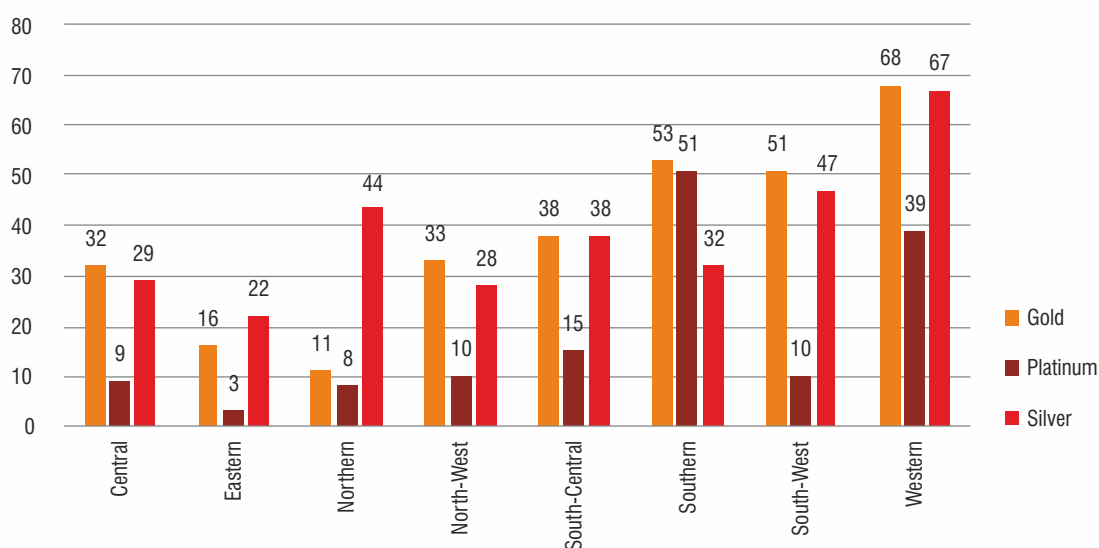


Fig 3E

### Performance of western region

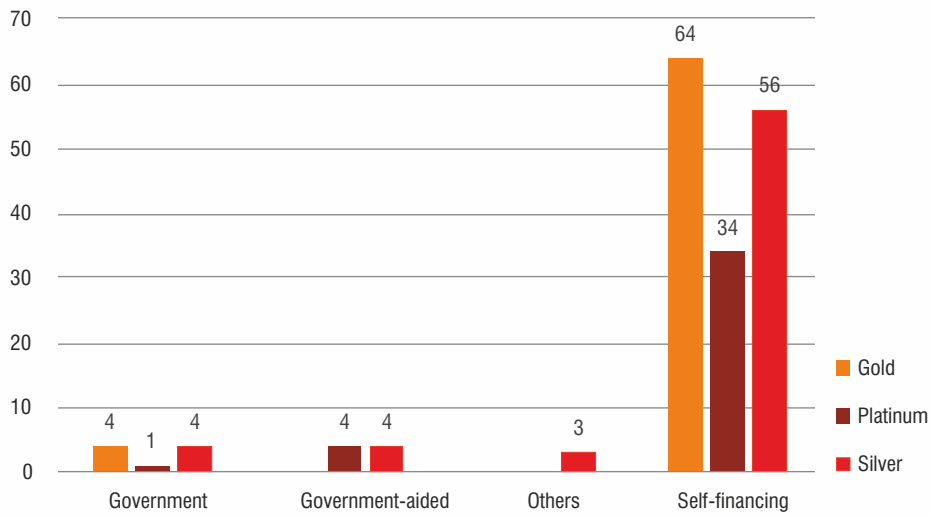


Fig 3F

Continuing the trend of previous years, this year too maximum participation is from Southern and Western regions. These two regions alone account for around half of the applications submitted. Also, these two regions pull the national average up with high average weighted

scores. Eastern and northern regions saw the least submissions and the lowest average weighted scores. Trend over the period from 2015-2018 reflects a consistent pattern across regions (Fig 3G).

### Regional participation trend across years

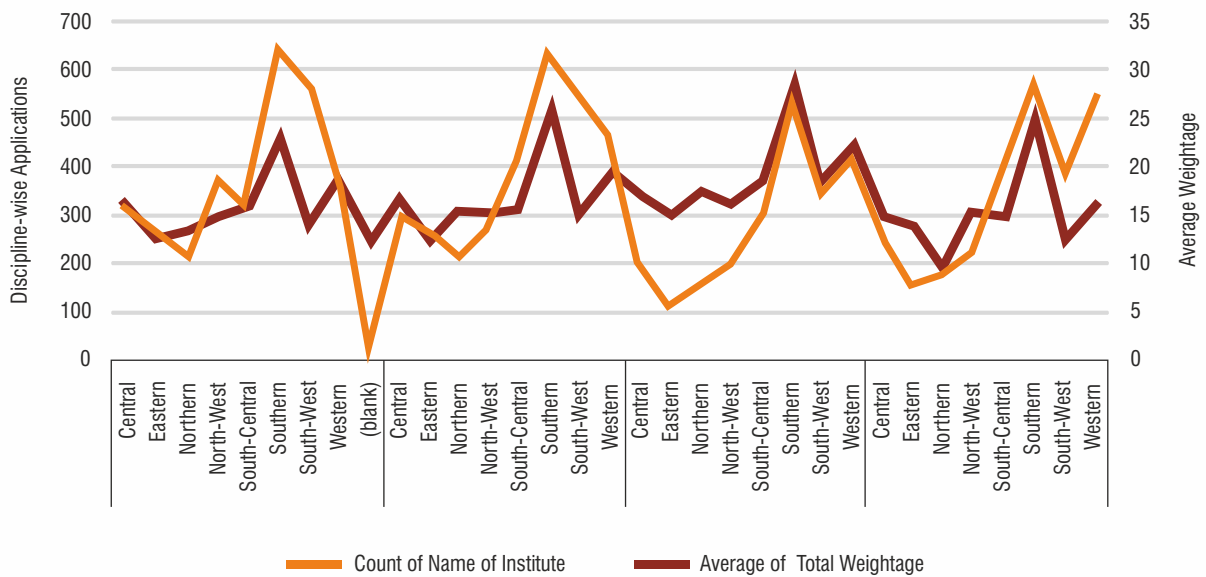


Fig 3G

### State-wise performance of institutes

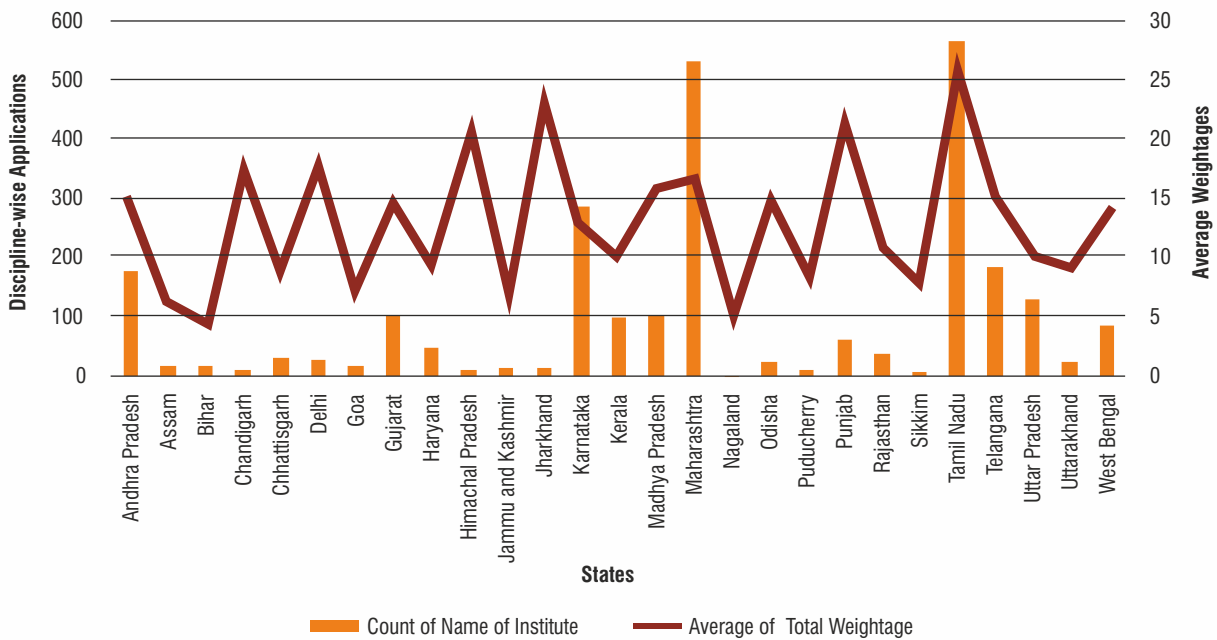


Fig 3H

Maharashtra and Tamil Nadu are the top two states in terms of counts of institutes participating. Weighted average scores also remain highest in Tamil Nadu. Eastern states

show low participation rate. Also, the number of institutes participating from each state have remained almost constant during past three years with little variation (Fig 3H).

### CATEGORY-WISE ANALYSIS

**Platinum Category** institutes or disciplines with average weighted score of 30 and above.

**Gold Category** institutes or disciplines with average weighted score of between 10 – 30.

**Silver Category** institutes or disciplines with average weighted score of below 10.



### Rating analysis of institutes - 1

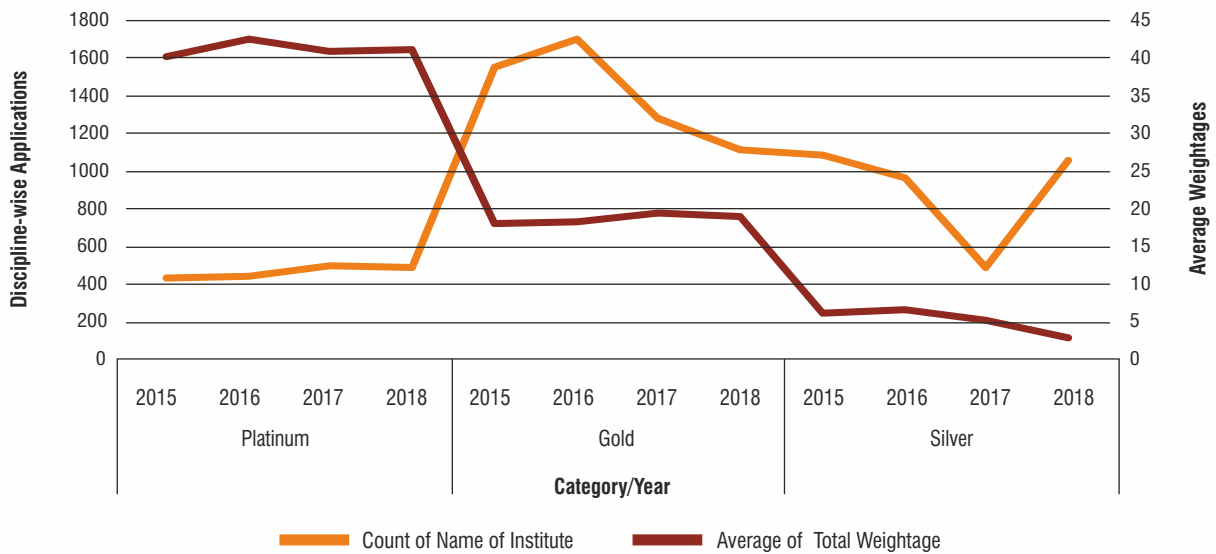


Fig 3i

Average weightage has declined within categories – Platinum & Gold with a sharper decline in the Silver category. Discipline-wise applications falling in Silver category more than doubled this year.(Fig 3i)

### Rating analysis of institutes - 2

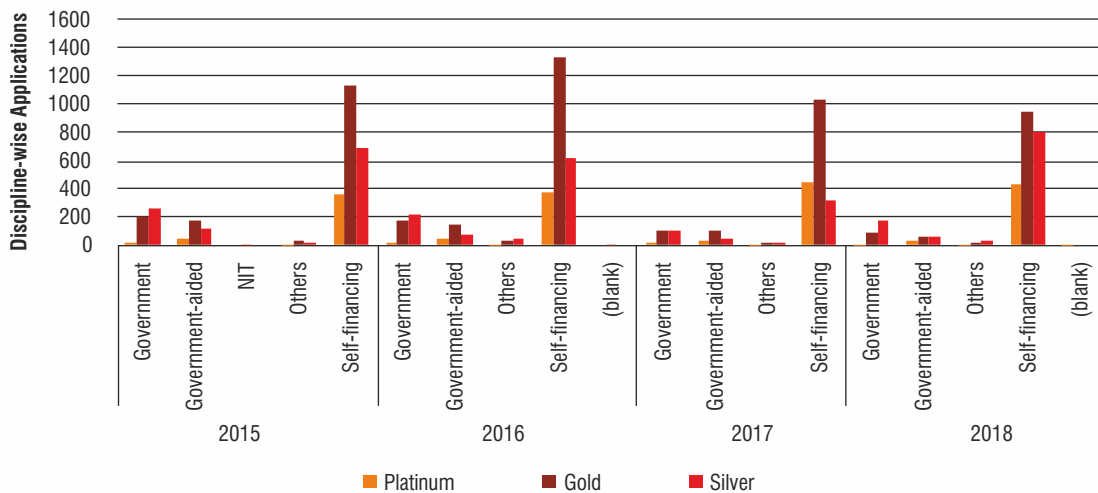


Fig 3j

Self-financed institutions have the highest submission counts for past four years, though the number of applications has gone down overall. This is also reflected in their highest count in platinum, gold and silver categories. Participation from government and

government-aided institutes has been low across years and across categories. This shows low interest from such institutes for participation in the survey. Another reason for lower participation here may be lack of proper record-keeping of industry interaction. (Fig 3j).

### Participation trend as per institute-type

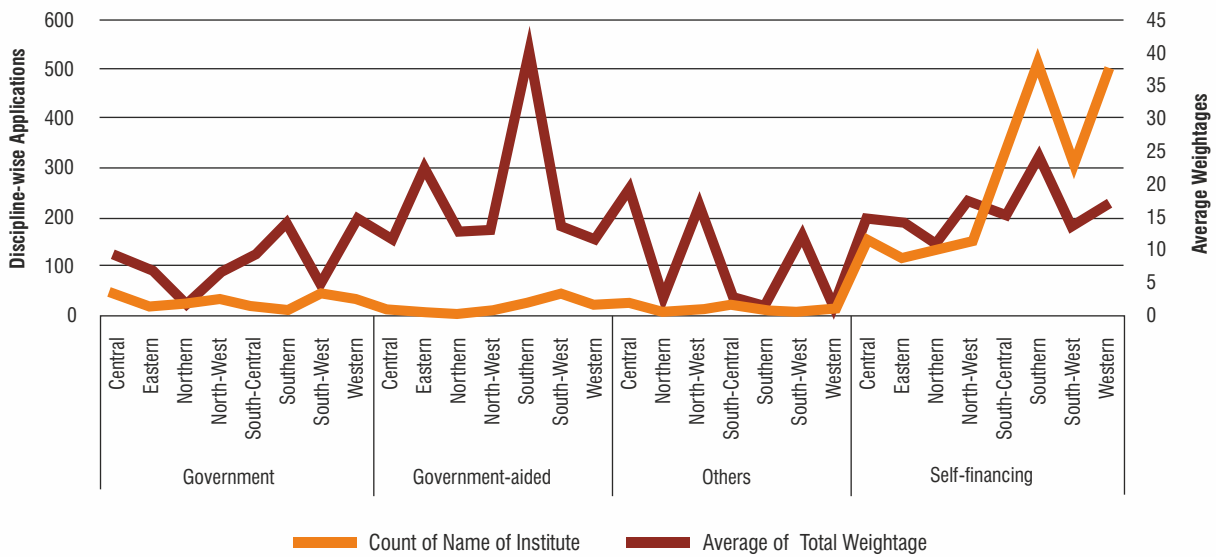


Fig 3K

Although average weighted score of government-aided institutes is the highest this year also, the low count of submissions makes it a poor contributor in the national average yet again. The national average reflects the regional trend followed by the self-financed institutes because of majority applications

coming from these institutions. Again, lack of interest and poor record-keeping can be cited as reasons for low participation of government institutes. Also, it is evident that participation is highest in southern and western regions for all types of institutes including government ones. (Fig 3K)

### Discipline-wise analysis

#### Discipline-wise participation trend

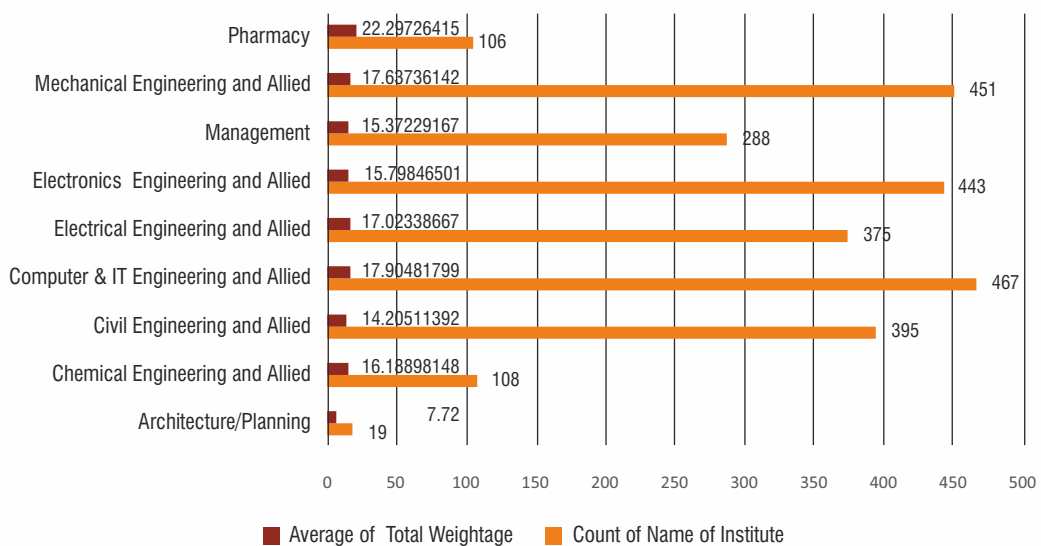


Fig 3L



Disciplines as defined earlier are the courses offered by institutes. Each institute can apply in multiple disciplines that it offers. Nine disciplines are covered in the survey.

Engineering stream saw the largest participation across most disciplines, whereas,

architecture / planning had the least count of submissions. 'Computer & IT and Allied' institutes had highest average weighted score. Architecture / planning scored the lowest with an average of 7.72. (Fig 3L).

### Category-wise participation trend across disciplines

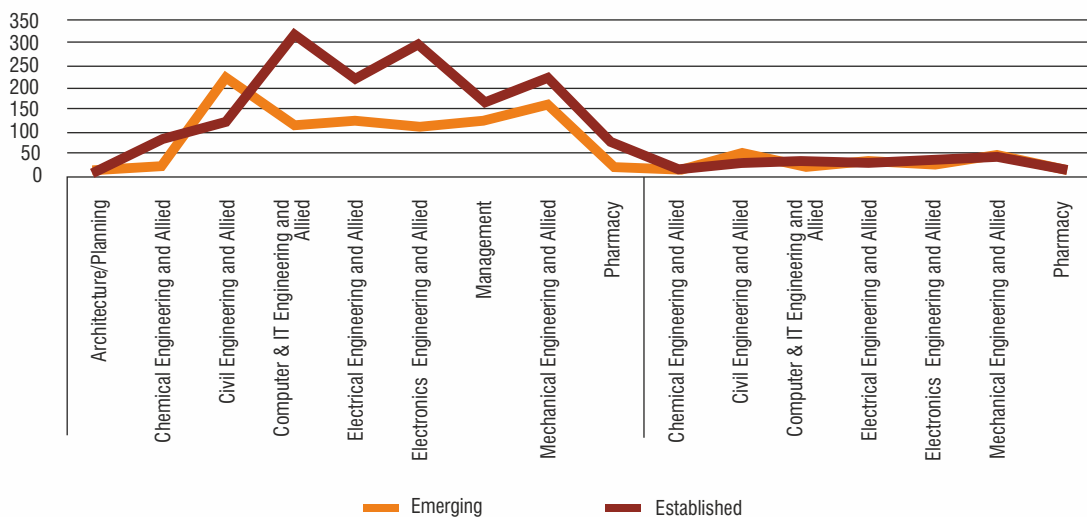


Fig 3M

As was observed last year, submissions in degree courses are way higher than in diploma courses. Within degree courses, the numbers for established disciplines exceeded the emerging discipline counts by a wide margin. It can be fairly assumed that national average would be closer to the average of the established degree discipline scores. Also, four disciplines - Computer & IT and Allied, Mechanical, Electrical and Electronics Engineering and Allied - dominate the degree discipline submissions like last year. (Fig 3M)



### Rating-wise analysis across disciplines

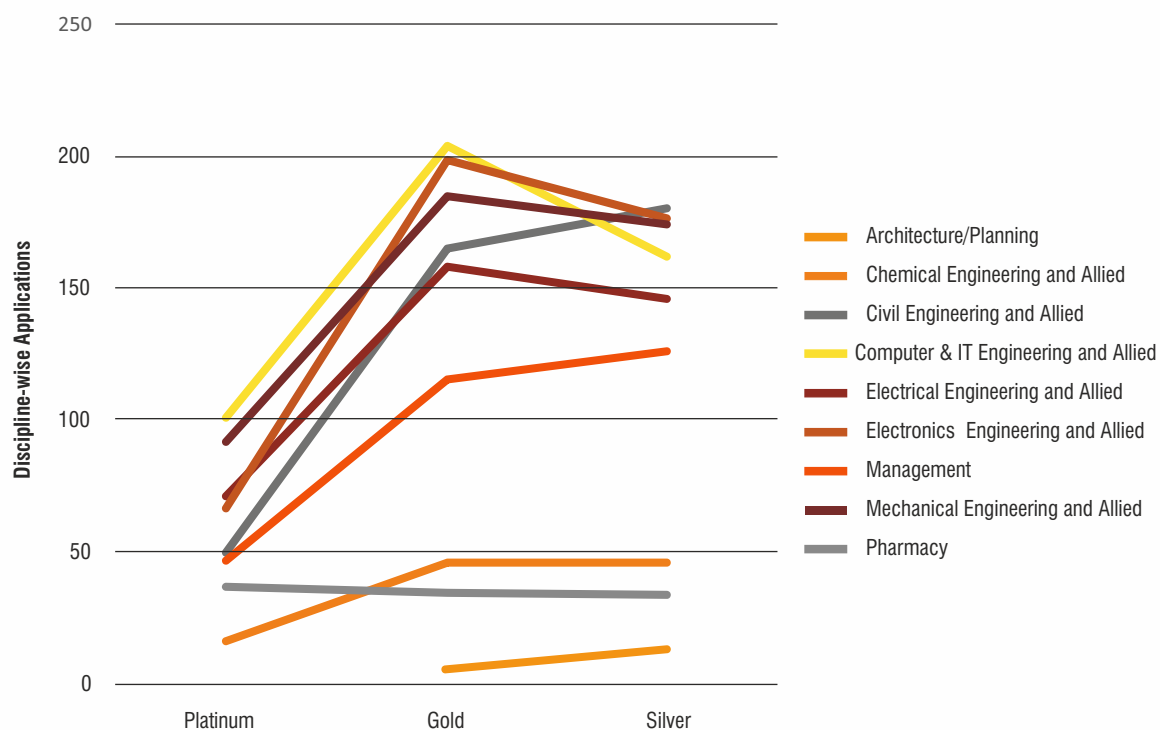


Fig 3N

Gold category reflects the maximum counts within any discipline showing that maximum discipline-wise scores lie in the range of 10-30. The average score of this category is the closest to the national average because of the

maximum concentration of disciplines in the gold category. Though this year, number of applications in silver category has massively increased, bringing the national average closer to the lower range of scores. (Fig 3N)



### Score-wise analysis

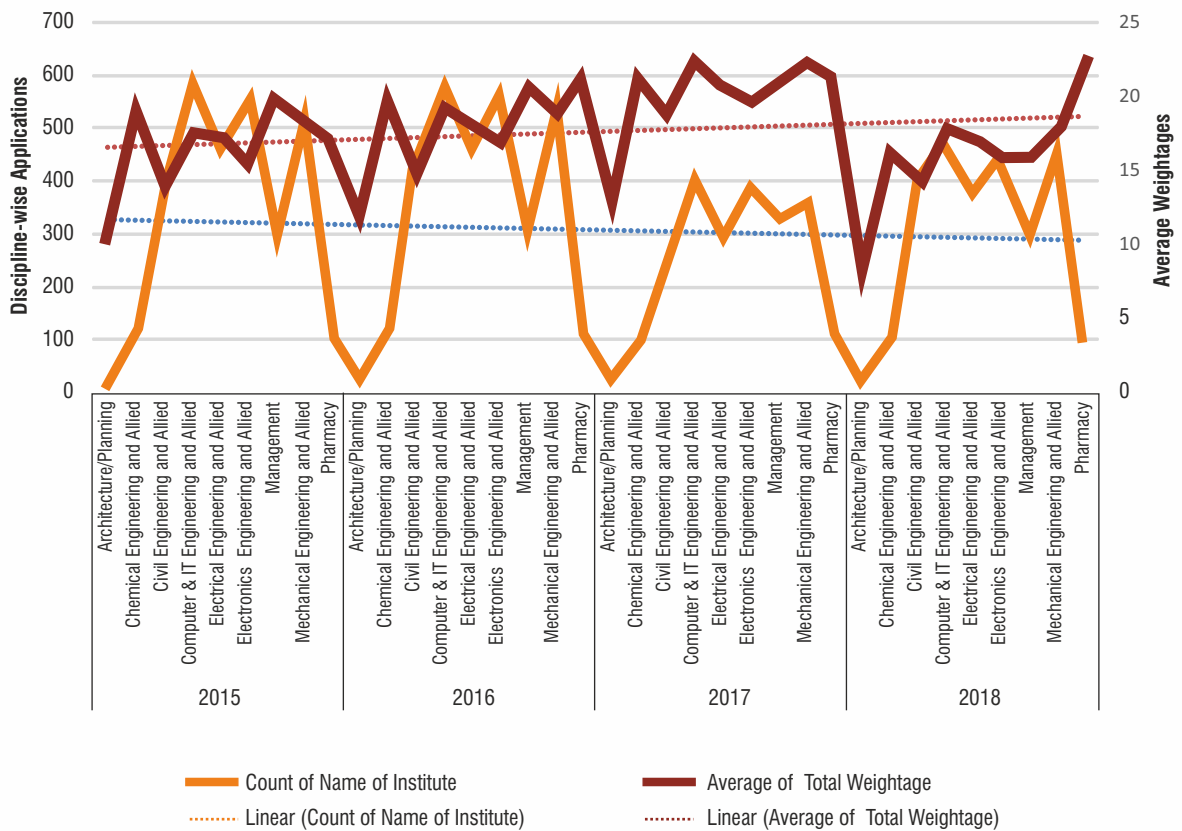


Fig 3o

The upward sloping dotted trendline represents the continuous rise in average scores over the years; the national average, however, has declined this year. On the other hand, downward sloping dotted line represents the declining trend of the applications submitted across disciplines. (Fig 3o).

Among engineering institutions, the participation count for degree institutions is 1234 and for diploma it is 140. Among degree courses, the highest participation is in Computer & IT Engineering at 313 followed by 291 in Electronics Engineering. In diploma courses, the Mechanical Engineering category leads with 34 while in degree category this count stands at 226.

#### Engineering Institutions (Standard or Established Category)



## Engineering institutions

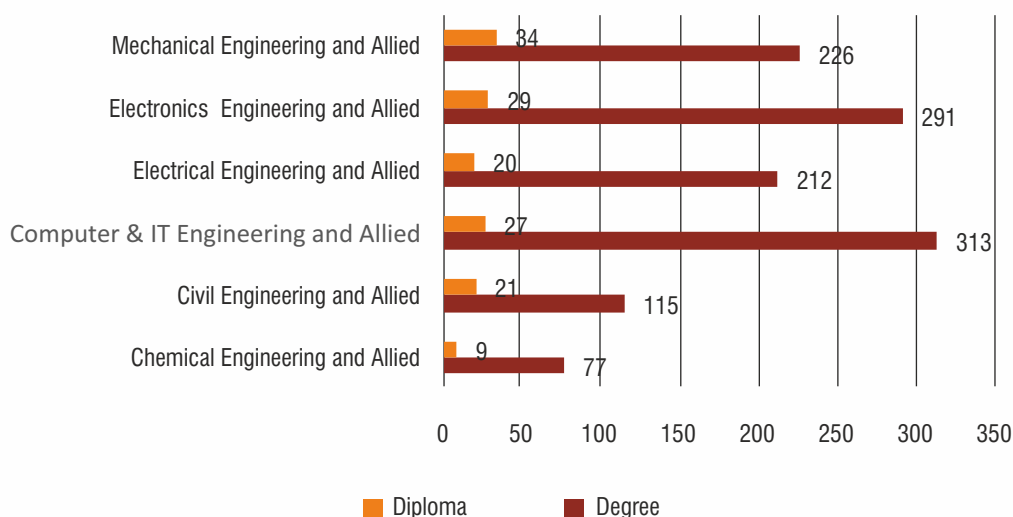


Fig 3P

The performance in Chemical Engineering is good in both degree and diploma institutes with top score in degree being 70 and that in diploma being close to 80. However, in both categories, there is a stark difference between the top performing institute and the other institutes, even at the second and the third places. In degree category, at least the top five institutes are in Platinum category but in diploma category, only the top two institutes are in Platinum category with the next two being in Gold category and thereafter it is all Silver category performance.

In Civil Engineering, the top score in degree category is below 60 while in diploma the top score is close to 80. Performance of top three in diploma is Platinum while in degree category all top five are in Platinum category.

In Computer & IT, top scores in both degree and diploma are good though diploma is leading here too with a score of 78 while the top degree institute in this category has a score of 71. There is huge gap between the first institute and the second institute in diploma here. More or less

the same set of institutions get repeated in every category with a minor difference of marks between disciplines.

In Electrical Engineering also the scenario is the same though the scores in this category are overall quite good for all top five-degree institutions. In diploma it is the opposite with the first institute scoring 67 and the fifth institute scoring only 16.

In Electronics Engineering, diploma surpasses degree institution with a top score of 73 but the fifth rank holder has a score of only 15. In degree, though the top score is marginally less at 70, all top five institutes have performed quite well.

In Mechanical Engineering, top scores are more or less at par and no major difference between the first and fifth ranks. This means that the competition was toughest in this category, which is why two degree-granting institutions have won award in this category and the lone award for a diploma institute in the survey this time has also been given in this category.

## Management Institutions (Standard or Established Category)

Total number of both established and emerging institutions which participated in this category was 289 with 173 being in the established category and 115 in emerging category. A lone IIM, a first-time entrant in this survey was IIM Udaipur. Due to the fact that this institute participated in this survey for the first time and it was a rather late entrant, it was not able to handle the uploading of humongous data on the AICTE portal. This is something which other institutions have well learnt by now and could thus provide better figures to prove their industry linkages.

The types of companies which IIM Udaipur, because of its elite pedigree, was able to attract to its campus was impressive but ultimately it was not able to present its work before the final jury in the desired format and with the desired zeal to perform. On the other hand, the performance of the winning institute was found

to be far superior in terms of their preparedness and improvement over previous years.

## Pharmacy Institutes (Standard or Established Category)

For the first time this year, two institutes have won award in this category. Vivekanand Education Society's College of Pharmacy has made its debut in the winners' list in with first award, followed by the veteran and a three-time winner of this survey -- Bombay College of Pharmacy. The beauty of this combination and these two institutions is that VES was mentored by BCP and it has overtaken it in terms of industry linkages. Bombay College was given the mentor award two years back, having won the best pharma award for two consecutive years. Thereafter it was given a cooling period of two years and it made its comeback in the survey this year with a very well-groomed mentee with it. Its contribution in improving excellence in the field of pharma education was specially appreciated by the jury.

## ESTABLISHED VS EMERGING INSTITUTES

**Established Category:** A course / discipline being offered by any institute or university affiliated to AICTE / MHRD for 10 years or more as on 1 August 2018. Thus, for the 2018 edition of survey all courses / disciplines which started being offered in or earlier than 2007 came in the established category.

**Emerging category:** This category had courses / disciplines being offered by any institute or university affiliated to AICTE / MHRD for less than 10 years as on 1 August 2018. Thus, for the 2018 edition of survey all courses / disciplines that started being offered in or after 2008 came in the emerging category.

There were nine disciplines in both categories. Number-wise the overall trend of participation was as follows:

## Analysis of emerging versus established institutes

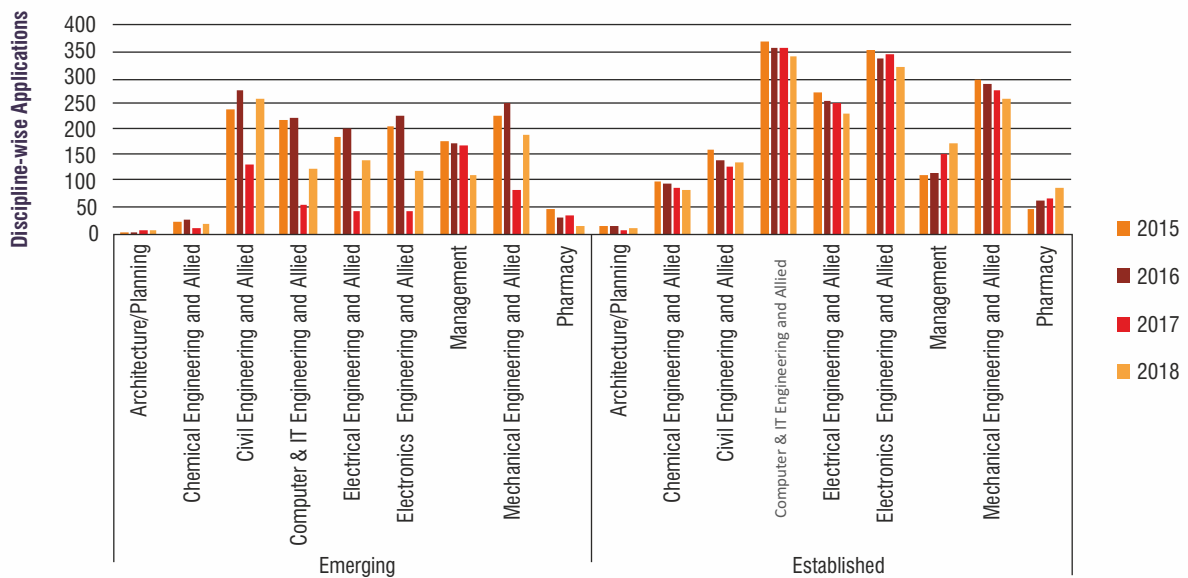


Fig 3Q

- i. Entries submitted increased in many disciplines in the emerging institutes category in 2018 especially in Engineering disciplines (Fig 3Q). Maximum entries in emerging category were submitted in 'Civil Engineering & Allied' discipline. For the seventh year in a row, lowest number of entries were received in 'Architecture / Planning' discipline with numbers remaining below 10, since 2015.
- ii. The overall submission numbers in the established category across disciplines were similar to last year. However, the submission levels remained higher than the emerging category like last year.
- iii. Similar pattern of submission can be seen across years and disciplines with no major changes in submission numbers in 2017 and 2018.
- iv. Submissions from established institutes outnumber submissions from emerging institutes across years.



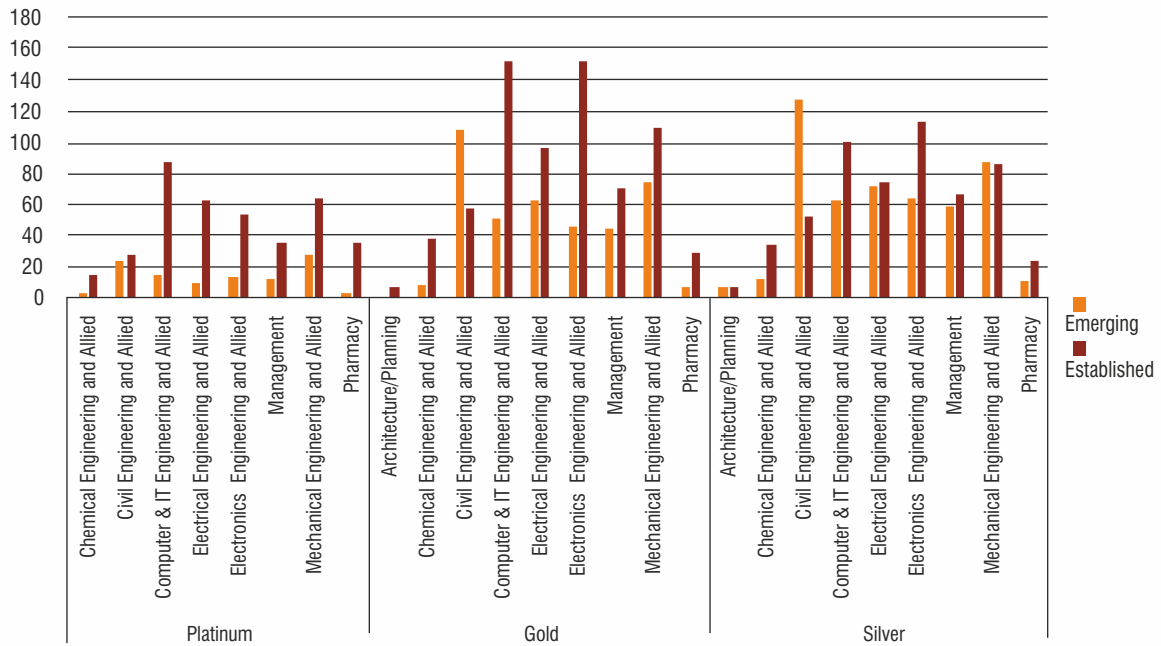


Fig 3R

'Computer and IT' discipline has maximum institutes in platinum category in established category and very few emerging institutes have featured in this category. Maximum institutes this year again fall in the 'Gold' category with 'Computer and IT' and 'Electronics Engineering' disciplines taking

the lead in established category and 'Civil Engineering' taking the lead in Emerging category. Architecture / Planning and Pharmacy disciplines contribute the minimum to the category averages due the low survey submission rate of these disciplines. (Fig 3R).

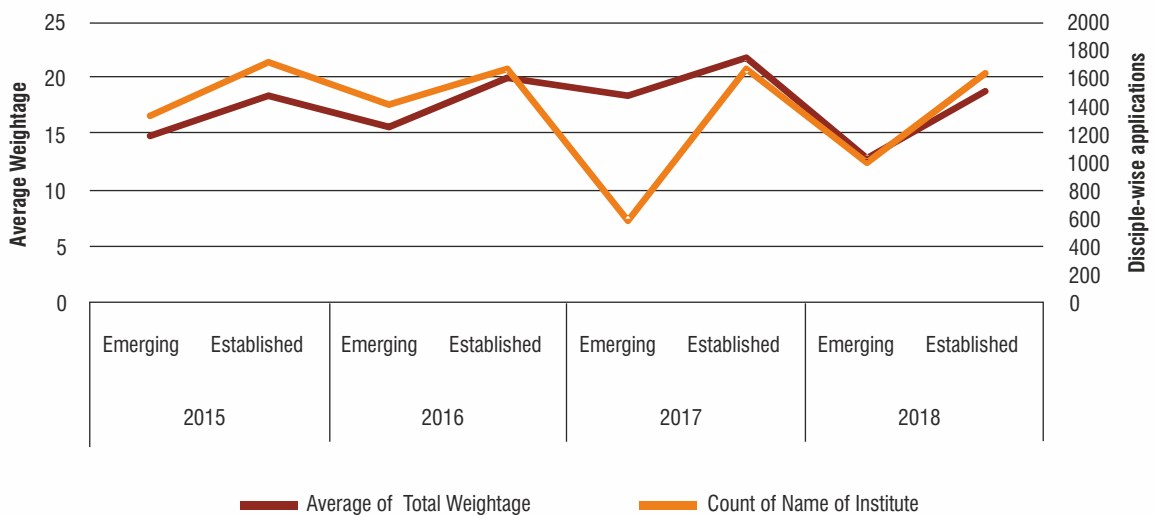


Fig 3S

There has been a gradual decline in the submission of applications over the years within both the emerging and the established categories. Though an increase in the average

weightage scores of the institutes was seen for 2016 and 2017, this year the average weightages declined in both emerging and established categories (Fig 3S).





# Chapter 4

## JURY PROCESS



# Chapter 4

## JURY PROCESS

After the receipt of objective scores for the Full Survey, subsequent screening and shortlisting was done by an eminent jury comprising experts from industry as well as academia. See list and profiles of jury members at the end of the report.

### FIRST LEVEL OF SCREENING BY THE JURY AND SHORTLISTING OF 213 OUT OF 755 INSTITUTES

- In the previous rounds of the survey, this being the seventh year of the process, various sets of jury members had suggested stream-wise shortlisting on the basis of objective scores. Depending on the overall level of marks attained by institutes in a stream, a limit was set of say top 5 or top 3 in each stream and the total number of institutes thus shortlisted were examined by academic and industry experts to gauge the extent of their linkages with industry.
- Since 2017, the process of conducting field visits to institutes has been discontinued due to paucity of time and resources involved in it.
- Since there are already other established rankings, including the Government's NIRF since 2015, which are doing similar exercise without physical visits, this decision was accepted by all jury members in 2017.
- This time, instead of stream-wise shortlisting for further evaluation, the jury recommended shortlisting of all institutes on the basis of overall objective scores.
- Instead of a cut-off of 45 last year, this year the cut-off for inviting institutes for face-to-face interactions was set at 55.
- A total of 21 institutes in 43 disciplines were invited for face-to-face interactions.

**Table 2: SHORTLIST OF 21 INSTITUTES WHICH PARTICIPATED IN THE FULL SURVEY AND WHICH SCORED 55 AND ABOVE OUT OF 100 MARKS**

S.No	Name of Institute	Discipline	Level	Category
1	Bombay College of Pharmacy	Pharmacy Institute	Degree	Established
2	College of Engineering Pune	Mechanical Engineering & Allied	Degree	Established
3	I.S. F. College of Pharmacy	Pharmacy Institute	Degree	Established
4	IFET College of Engineering	Mechanical Engineering & Allied	Degree	Established
		Computer & IT Engineering & Allied	Degree	Established
5	Indian Institute of Management Udaipur	Management Institute	Degree	Emerging
6	ISBR Business School	Management Institute	Degree	Emerging
7	KCG College of Technology	Mechanical Engineering & Allied	Degree	Established
		Electronics Engineering & Allied	Degree	Established
		Electrical Engineering & Allied	Degree	Established
		Computer & IT Engineering & Allied	Degree	Established
		Civil Engineering & Allied	Degree	Emerging

8	Kongu Engineering College	Mechanical Engineering & Allied	Degree	Established
9	Nachimuthu Polytechnic College	Mechanical Engineering & Allied	Diploma	Established
10	New Delhi Institute of Management	Management Institute	Degree	Established
11	Parul Institute of Engineering & Technology (Diploma Studies)	Mechanical Engineering & Allied	Diploma	Established
		Civil Engineering & Allied	Diploma	Established
		Electrical Engineering & Allied	Diploma	Established
12	R.M.D. Engineering College	Electrical Engineering & Allied	Degree	Established
13	R.M.K. College of Engineering and Technology	Electronics Engineering & Allied \ Electrical Engineering & Allied \ Mechanical Engineering & Allied \ Computer & IT Engineering & Allied	Degree	Emerging
14	R.M.K. Engineering College	Mechanical Engineering & Allied	Degree	Established
		Electronics Engineering & Allied	Degree	Established
		Electrical Engineering & Allied	Degree	Established
		Computer & IT Engineering & Allied	Degree	Established
15	Sona College of Technology	Mechanical Engineering & Allied	Degree	Established
		Electronics Engineering & Allied	Degree	Established
		Chemical Engineering & Allied	Degree	Established
16	Sri Sai Ram Engineering College	Electrical Engineering & Allied	Degree	Established
17	Thiagarajar Polytechnic College	Mechanical Engineering & Allied	Diploma	Established
		Civil Engineering & Allied	Diploma	Established
		Electronics Engineering & Allied	Diploma	Established
		Electrical Engineering & Allied	Diploma	Established
		Computer & IT Engineering & Allied	Diploma	Established
		Chemical Engineering & Allied	Diploma	Established
18	VelTech Multi Tech Dr.RangarajanDr.Sakunthala Engineering College	Mechanical Engineering & Allied	Degree	Established
		Electrical Engineering & Allied	Degree	Established
		Chemical Engineering & Allied	Degree	Established
		Computer & IT Engineering & Allied	Degree	Established
		Civil Engineering & Allied	Degree	Emerging
19	Vishnu Institute of Pharmaceutical Education and Research	Pharmacy Institute	Degree	Established
20	Vivekanand Education Society's College of Pharmacy	Pharmacy Institute	Degree	Established
21	Walchand Institute of Technology	Mechanical Engineering & Allied	Degree	Established
		Civil Engineering & Allied	Degree	Established



# Chapter 5

## RESULTS & CASE STUDIES OF WINNING INSTITUTIONS



# Chapter 5

## RESULTS

Discipline	Name of the Award	Name of Winning Institution
Chemical Engineering & Allied (Degree)	AICTE-CII IndPact Award for Best Industry-Linked Institute for Chemical Engineering & Allied Courses (Established-Degree)	Sona College of Technology
Civil Engineering & Allied (Degree)	AICTE-CII IndPact Award for Best Industry-Linked Institute for Civil Engineering & Allied Courses (Established-Degree)	Walchand Institute of Technology
Computer & IT Engineering & Allied (Degree)	AICTE-CII IndPact Award for Best Industry-Linked Institute for Computer & IT Engineering & Allied Courses (Established-Degree)	R.M.K. Engineering College
Electrical Engineering & Allied (Degree)	AICTE-CII IndPact Award for Best Industry-Linked Institute for Electrical Engineering & Allied Courses (Established-Degree)	Sri Sai Ram Engineering College
Mechanical Engineering & Allied (Diploma)	AICTE-CII IndPact Award for Best Industry-Linked Institute for Mechanical Engineering & Allied Courses (Established-Diploma)	Thiagarajar Polytechnic College
Mechanical Engineering & Allied (Degree)	AICTE-CII IndPact Award for Best Industry-Linked Institute for Mechanical Engineering & Allied Courses (Established-Degree)	College of Engineering, Pune (First Prize)
Mechanical Engineering & Allied (Degree)	AICTE-CII IndPact Award for Best Industry-Linked Institute for Mechanical Engineering & Allied Courses (Established-Degree)	Sona College of Technology (Second Prize)
Pharmacy (Degree)	Cadila Pharmaceuticals Limited Award for Best Industry-Linked Pharmaceutical Institute (Established-Degree)	Vivekanand Education Society's College of Pharmacy (First Prize)
Pharmacy (Degree)	Cadila Pharmaceuticals Limited Award for Best Industry-Linked Pharmaceutical Institute (Established-Degree)	Bombay College of Pharmacy (Second Prize)
Management	AICTE-CII IndPact Award Best Industry-Linked Management Institute	New Delhi Institute of Management

# RESULTS & CASE STUDIES OF WINNING INSTITUTIONS

## BOMBAY COLLEGE OF PHARMACY

### Winner of Cadila Pharmaceuticals Limited Award for Best Industry- Linked Pharmaceutical Institute (Established-Degree) – Second Prize

The institute has come back on the winning trail after a cooling period of two years. It won the best pharma award for the first time in 2013, the year Cadila came on board as the sponsor of this award. Then it won again the 2014 and in 2015 it was given the Mentor Award. In 2016 and 2017 it was on a cooling track and this year its re-entry has won it an award again. The interesting thing this time though is that it has been surpassed by its own mentee - the Vivekanand Education Society' College of Pharmacy which has first the first award in pharma category. From that perspective, the college has performed its role of mentor very well and it is hoped that it will help in lifting the performance of many more institutes in future.

In the past two years the institute utilised the cooling period in further cementing its ties with industry. The institute has an NABL certified laboratory. In securing this certification, it took the help of Haffkine Bio-Pharmaceutical Corporation Ltd expert. The head of Danssen Consulting helped the institute in creating a strategic road-map based on SWOT analysis. Experts from Cipla, TRAC Consulting and Synergy Pharma have been advising it on the kind of equipment to be purchased for national facilities.

The institute has representatives from 26 companies on various boards and committees. The number of companies which provided internships to students is 47. Bayer has instituted a scholarship for its third-year students. Bristol Myers Squibb, New Jersey, provided a funding of USD10,000 as fellowship. Various kinds of travel grants provided by industry included that of USD 3000 by CRS Inc, US; Rs 10,000 by SOTAX India and Rs 25,000 by Gattefosse. The institute filed four patents in the past two years; it received more than Rs 5 crore from industry for building infrastructure and it has completed four technology transfers to industry.

## COLLEGE OF ENGINEERING, PUNE

### Winner of AICTE-CII IndPact Award for Best Industry-Linked Institute for Mechanical Engineering & Allied Courses (Established-Degree) - First Prize

College of Engineering Pune, or COEP as it is popularly known, continues to excel in creating meaningful long-term industry linkages with companies across sectors. It has been winning award in this survey since 2012, the maiden year of the survey. Since then it has won six awards in the seven-year history of the AICTE-CII Survey. It has won an award in the Mentor category also once. It won in Electrical & Allied Engineering (Standard category, Degree) in 2016 and Mechanical & Allied Engineering in 2013, 2014

and 2017. They also won the 'Mentor Award in Engineering' in 2015.

COEP has successfully inculcated a learning environment ripe with industry acumen. The institute collaborates with industry on various counts such as co-teaching and expert lectures by industry, laboratory development, R&D, UG/PG projects in the industry/by the industry (in-house), student internships during vacations, technical clubs, consultancy services to industry, technical training to industrial personnel, curriculum development, sponsored elective courses at UG level and industrial visits of students.

According to the data provided for overall institute linkages in the past two years with industry in the short survey, COEP is in regular touch with over 500 companies; 350 companies came for placement to the institute and 85 per cent students got placed in various roles. Over 250 companies including Bajaj Auto Ltd., L&T, Forbes Marshal, Bharat Forge, Eaton Corporation, Kirloskar Pneumatics, SKF Bearings, Romax Technology, Bharat Forge, Indian Oil Ltd, Vishay Components India P. Ltd., VK Engineering, Ghatge-Patil Industries Ltd, Thermo Touch, JSW Steel Coated Products, etc. provided internships to students. Over 50 guest lectures were provided by companies such as Cummins India, Kalp Tech, Olutions Pvt. Ltd., Knergize Arai, Eaton Technologies Pvt. Ltd, Rs Biodiesel Tata Advanced Materials Limited,



Indian Rare Earths Ltd. Danfoss set up a Center of Excellence in Refrigeration and Air Conditioning Laboratory at COEP in 2016. Many other companies such as Forbes Marshall, Kirloskar and Eaton Fluid Power have also helped set up labs at the institute.

Romax Solutions, AVL (I) Pvt Ltd and Auto Desk provide software support to the institute. Bajaj Auto Ltd., ISHARE, ARDE, Eaton Corporation and HCL have also supported R&D projects worth several lakhs. Major industries which offered internship

The institute has filed an impressive 20 patents in past two years alone as a proof of their superior research and innovation appetite.

## NEW DELHI INSTITUTE OF MANAGEMENT

### Winner of AICTE-CII IndPact Award Best Industry-Linked Management Institute

NDIM is a second-time winner of the AICTE-CII Survey. Last year also it had won this award for best industry linkages. Many senior industry professionals visited the campus during the last one year including Mr. Sunil Bharti Mittal (Founder & Chairman, Bharti Enterprises); Mr. Aniljit Singh (Founder & Chairman, Max India); Dr. Arvind Lal (CMD, Lal Path Labs); Mr. Suresh Kumar (CEO, ITC Fortune Group); Mr. Sunil Duggal (CEO Dabur); Mr. C P Gurnani, MD, Tech Mahindra; Mr. U K Sinha, Chairman, SEBI; Mr. Adesh Gupta, (CEO, Liberty Group); Mr. Shan Banerjee, President and COO-Starting Point Global Inc. and Former MD and CEO, Vodafone, Kodak Amway; Mr. Indranil Ghosh, GM - Business Development, Team Lease and many more.

NDIM offered over 100 international projects in 15 countries to its first-year students in the past



two years. It has regular one on one interactions with several television channels and industry chambers.

Many industry professionals including Harshavardhan Neotia, Chairman, Ambuja Neotia Group; Mahesh Gupta, Chairman, Kent RO Systems; Hemant Kanoria, Chairman & Managing Director of SREI Infrastructure Finance Limited; and Prithvi Raj Jindal, Chairman of SAW Pipes Ltd are on the Board of Governors of NDIM.

NDIM boasts has several live industry projects for companies like Accenture, Aditya Birla, Airtel, Ericsson Colgate. Many companies have come for industry visits to NDIM such as Yamaha, Hactor Beverages, Yakult, Maruti Udyo etc.

Many companies have contributed to NDIM's curriculum design making it relevant to industry needs. Hundred per cent of students intern at industry and 95 per cent got company placements. Some of the companies where students interned were Abda, Pankaj Krishn & Associates, Paramount Surgimed Limited, Parv Communication Pvt. Ltd. and Patanjali Ayurved Ltd.

## **R.M.K. ENGINEERING COLLEGE**

**Winner of AICTE-CII IndPact Award for Best Industry-Linked Institute for Computer & IT Engineering & Allied Courses (Established-Degree) - Second Prize**

The institute is a second-time winner in the survey. It had won the award for its Electronics Engineering & Allied courses in 2015. The institute's computer science department was started in 1997 and since then 17 batches have graduated from it. The BE programme of this department is provisionally accredited by the National Board of Accreditation. The institute

has set up a digital enterprise laboratory in collaboration with Cognizant. A big data analytics laboratory has been set up in partnership with iNautix; a cyber security laboratory has been set up Tata Consultancy; front-end computing and cloud computing laboratories have been created by Virtusa Software. Its advisory committee has members from IBM, Wipro, TCS, Samsung, L&T, Infosys and Enterprise Mobility.

The department visited the Infosys campus in Chennai as part of Infosys Campus Connect programme. Faculty members were trained by Infosys in this programme and 60 students are trained every year through this programme. The department has 12 Wipro certified faculty members. The institute got more than 100 industry experts as guest lecturers in the past two years; more than 60 faculty members provided training to industry and close to 100 of them were trained by industry. The institute incubated 22 start-ups; filed one patent and had 23 live industry projects.

## **SONA COLLEGE OF TECHNOLOGY**

**Winner of AICTE-CII IndPact Award for Best Industry-Linked Institute for Chemical Engineering & Allied Courses (Established-Degree) and AICTE-CII IndPact Award for Best Industry-Linked Institute for Mechanical Engineering & Allied Courses (Established-Degree) - Second Prize**

The institute has been a winner thrice in the previous editions of the survey -- in Civil Engineering and Allied (Established Category, Degree) in 2017; Electrical and Allied (Established Category, Degree) in 2015

Computer and IT Engineering in 2013. This year it has won two awards and it is the only institute in the survey this time to have achieved this distinction. It faced very tough competition from the College of Engineering Pune which bagged the First Prize in Mechanical Engineering and Sona College could manage only a Second position. However, considering that this distinction has not been given to any other institute this time, this is specially laudable.

According to the data filled in by the institute in the short survey where information about overall industry linkages of the institute was sought, in the past two years the institute managed to do the following: regularly interacted with 240 companies; at least 90 per cent students went for industry internships; received projects worth over Rs 3 crore; over 100 industry experts visited the institute and it filed five patents.

Among the winner departments this year - Mechanical Engineering Department has strong industrial connects with large companies including Salem Steel Plant, SAIL Refractory, Titan Watch, Mega win Switch Gear and Aerospace Engineering - with whom MOUs have also been signed. Although signing of MOUs is never sufficient unless there is corresponding work on the ground, this institute has been able to translate words into actions.

The institute has helped industry on various counts such as new product development, lab testing & validation, reverse engineering, manufacturing and employees' training in recent trends. In turn, industry has helped departments with student projects & internships, curriculum inputs, industrial projects, faculty training, material supports and other such partnerships.

The second winner department of Fashion Technology under the Chemical Engineering

and Allied category is also very well connected with industry. The department alone has earned over Rs 70 lakh from industry R&D and consultancy projects. One patent has been granted. In an exemplary initiative, Multi-Skilled Garment Making- Training, sponsored by Salem Steel Plant, JSW, SAIL RC and Salem Corporation, for empowering differently-abled, economically backward, rural women for their livelihood has been undertaken. More than 1500 rural women have been trained so far under the programme.

## **SRI SAI RAM ENGINEERING COLLEGE**

### **Winner of AICTE-CII IndPact Award for Best Industry-Linked Institute for Electrical Engineering & Allied Courses (Established-Degree)**

Sri Sai Ram Engineering College has continued to maintain strong industry connects. The institute had won an award for Civil Engineering and Allied in 2017 and in Mechanical Engineering and Allied in 2015. It was also a runner-up in 2014 for this discipline.

In the data filled by the institute in the survey regarding its overall industry linkages shows that it regularly interacted with over 350 companies in the past two years and total 224 industry experts visited the institute. As a testimony to the innovation emphasis of the institute, 13 patents have been filed in the past two years. Five industry experts are on the board of the institute. Also, four institute faculty are on boards of various companies. A course module has been designed with inputs from industry experts from Max Solar Private Limited, GE India, Exide and TNEB. The institute has signed MOUs with Pure Sine Maxsolar Pvt. Ltd., Voltech Engineers Pvt. Ltd., Yokogawa India Ltd. and Nin Energy India Private Ltd. The institute

has also received funds from industry for setting up labs/departments and also received 362 live projects in the past two years.

## **THIAGARAJAR POLYTECHNIC COLLEGE**

### **Winner of AICTE-CII IndPact Award for Best Industry-Linked Institute for Mechanical Engineering & Allied Courses (Established-Diploma)**

The institute has won award for a record eight times in the survey. It had won award for 'Chemical Engineering and Allied'in 2017;'Electronics & Allied Engineering (Standard category, Diploma)' in 2016; 'Chemical & Allied', 'Computer/IT & Allied' and 'Electrical & Allied' in 2015; and 'Civil & Allied Engineering' and 'Electrical & Allied Engineering' in 2014.

The institute has demonstrated exemplary industry linkages throughout and has mentioned more than 700 companies that it works with in the survey. Numerous companies, over 150 in number, provided internships to students. These include Sweaters India, BP International, Sri Balaji Garments, Sona Valliappa Textiles Mills Ltd, Kmd Apparels (P) Ltd., Kamal Fashion, Chiranjilal Spinners (P) Ltd and many more. Guest lectures are regularly provided by industry experts from companies such as Vijay Fabricator & Erection Contractor, JSW Salem, Mahindra & Mahindra, Shanmuga Spinners Pvt Ltd, Winsoft Technologies, Chiranjilal Spinners (P) Ltd, Southern India Mill Owners' Association, Sewvel Traders etc.

A large sum of money amounting to over Rs 1 crore was received from companies such as Srinivaasa Constructions, Rank Promoters, Salem, PV Traders, Mikrosun Technology, Lab 2 Life Solutions, Himalaya Power Systems to set

up cells/labs/department. Total 169 companies such as - Jasmin Infotech Pvt. Ltd, Nokia Solutions & Networks India Pvt. Ltd, Royal Enfield Ltd, Chennai, I4ulabs, Dell India Pvt Ltd, Magna Automative India Private Limited, Smartdv Technologies India P Ltd. - recruited students from the institute through campus placement. Hundred per cent of the students got placed showing the trust industry has in the superior training the institute provides to its students.

## **VIVEKANAND EDUCATION SOCIETY'S COLLEGE OF PHARMACY**

### **Winner of Cadila Pharmaceuticals Limited Award for Best Industry-Linked Pharmaceutical Institute (Established-Degree) - First Prize**

The institute is a first-time winner in the survey. In the past few years it has improved its performance dramatically and today its industry linkages are worth emulating. It has filled details of interactions with at least 166 companies in the survey. More than 40 companies provided internships. These include Gansons Pvt Ltd, IPCA, Merck Specialties Private Limited, Cipla, Glenmark, Microlabs and Rubicon Research Pvt. Ltd.

Total 60 guest lectures were delivered by industry experts. Companies from where guest lecturers came included Bhabha Atomic Research Center, Onourem, Yogi Kripa MediChem Pvt Ltd, Union Bank Of India, Infibest Impetus, Janssen Pharmaceutical Industries and HCS Wellness.

The institute received Rs 95,35,000 from industry to set up cell/lab. Companies which provided this support include Merck Specialties, Nvidia, Emami, Cipla, Teledyn

Hanson Research, and Gansons. It received Rs 62,00,000 from industry for providing services. Companies to which the institute provided services include Soulmiks Herbaceuticals Ltd, Cerelia Nutritech Pvt Ltd, Lamar Natural Products Pvt. Ltd, Merck Specialities and Pfizer Limited. More than 50 companies recruited students from the institute through campus placement. Companies included Randstad, Sanisphere, Apotex Research Private Limited, Johnson & Johnson, FDC Limited, Sri Rugved Research Labs and Bliss GVS Pharma Limited. The institute also filed three patents in the past two years.

## WALCHAND INSTITUTE OF TECHNOLOGY

### Winner of AICTE-CII IndPact Award for Best Industry-Linked Institute for Civil Engineering & Allied Courses (Established-Degree)

The institute is winning this award for the third time in the survey, for civil engineering. In 2014 it had won the award for Mechanical Engineering

as well, in addition to civil engineering. It had won the award for the first time in 2013. Its civil engineering department is known nationally for its excellent work with industry. According to the details provided by the institute, the civil engineering department offers consultancy services and is generating an average revenue of Rs 25-30 lakh per annum.

The nature of the services that it provides is project consultancy, proof checking of design of various types of structures such as bridges, pump houses, elevated storage reservoirs, public buildings etcetera. The institute has been involved in monitoring of ambient air quality of Solapur city for Maharashtra Pollution Control Board (National Ambient Air Quality Monitoring Project) and various geotechnical investigations jobs. Structural assessment of existing ESR, GSR, & building, concrete mix design for various grades with regular and alternative ingredients to the local conditions. In the past two years the institute completed 335 jobs of government and private organizations. The Principal of the institute has received a patent for invention of "Process and Device For Water Purification Using Novel Coagulant".

# Chapter 6

## BACKGROUND



# Chapter 6

## BACKGROUND

In the field of higher education, the Confederation of Indian Industry (CII) has steadfastly maintained its focus on bridging the gap between industry and academia through several initiatives such as the IndPact Survey, Prime Minister's Fellowship Scheme for Doctoral Research and facilitating MOUs between centrally-funded institutions and companies for the platform of Visitor's Annual Conference at Rashtrapati Bhawan. One significant and successful project under the broad umbrella of University - Industry Congress, which was created in 2007, has been the annual mapping of linkages between industry and academia through a survey which is conducted in partnership with the All India Council for Technical Education (AICTE).

Conceptualised by CII in 2011 as a pilot and implemented in close coordination with AICTE since 2012, the AICTE-CII IndPact Survey is now a mature tool to measure the depth and extent of collaborations between technical institutions in the country and industry. It was given the name IndPact in 2013 and the two words which have been combined to arrive at this name are "Industry" and "Impact".

The scope of the survey has increased manifold in the past six years. It was initially launched only for six streams of engineering discipline in 2012. After its huge success, its coverage was expanded to other disciplines such as management, pharmacy and architecture in the following years. In 2014, participation was expanded to include all types of institutes such as self-financed institutes (including deemed universities), government institutes, government-aided institutes and centrally

funded institutes (IITs, NITs etc). From last year, participation in the first level of this survey became mandatory for all technical institutions in the country. Following have been the key features of the previous six editions of the survey:-

### 2012: First Edition of the Survey

The first AICTE-CII IndPact Survey was conducted in 2012 and was targeted only at AICTE-approved engineering institutes in six streams -- Chemical, Civil, Computer & IT, Electrical, Electronics & Communications and Mechanical engineering. Only those institutes which had been established for more than 10 years by August 2012 and offered at least three out of the six identified streams were eligible to participate. The questionnaire was made available to the participating institutes online via the AICTE web portal and the institutes uploaded data in the prescribed format.

### 2013: Second Edition of the Survey

The scope of the survey was expanded beyond engineering to include Management, Pharmacy and Architecture institutes. The coverage of engineering streams was increased from six to nine. Uni-stream institutes (offering only one engineering stream, such as in Computer & IT or Chemical) were also allowed to participate in the survey if they fulfilled the basic criteria of being established for more than 10 years by August 2013. To further encourage participation, two new categories of awards were established - standard and emerging institutes which was based on the number of years of establishment.

### **2014: Third Edition of the Survey**

The third edition of the AICTE-CII IndPact Survey in 2014 witnessed the expansion of scope to include a separate category of diploma institutes in Engineering, Management and Pharmacy, in addition to the regular degree category. No major changes were made in the eligibility criteria although separate ratings and algorithms were set for diploma institutes to take care of the fact that they do not undertake research and focus more on projects and skill development.

### **2015: Fourth Edition of the Survey**

The fourth edition of the AICTE-CII IndPact Survey in 2015 saw a new dimension of entrepreneurship being added to the process. Separate weightage was assigned for innovation and entrepreneurship and CII's India Innovation Initiative (i3) was added as an attraction for students. The i3 has a separate application, evaluation and award process.

### **2016: Fifth Edition of the Survey**

The fifth edition of the AICTE-CII IndPact Survey in 2016 saw consolidation of the work being done in the previous editions. To encourage more and more institutes to participate in it and adopt it as a self-learning tool, a new concept of giving performance-linked certificates of participation to institutes which registered for the same with CII was introduced. The certificates categorized the overall performance of these institutes in Platinum, Gold and Silver categories. A comprehensive feedback in the form of report cards was also presented to 38 institutes which registered for certificates of participation with CII.

### **2017: Sixth Edition of the Survey**

The sixth edition of the AICTE-CII IndPact Survey in 2017 saw some drastic changes in methodology. Instead of beginning with

seeking data from institutes on their industry linkages, which invariably resulted in most good institutes staying away from the process and not providing any data, this year AICTE decided to mandatorily collect some basic data on industry linkages from all institutes at the time of the approval process. Institutes were therefore required to complete a Short Survey before being able to download their approval letters from the AICTE web portal. This led to basic data from more than 9000 technical institutes which formed the basis of the AICTE - CII Survey and from which more than 4700 institutes were invited to participate in the Full Survey. Unlike in 2016, this year no report cards and certificates of participation were given to institutes by CII.

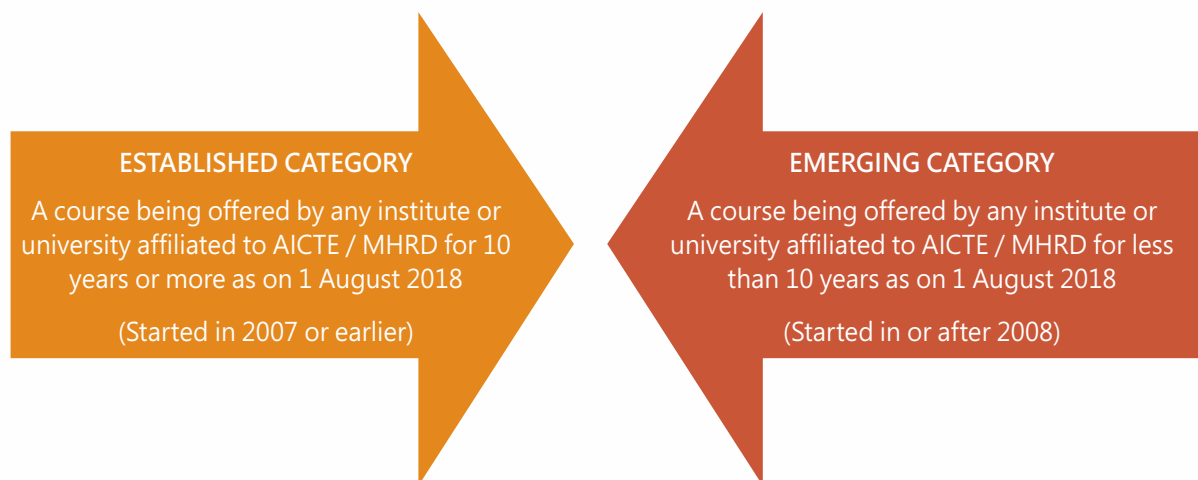
### **2018: Seventh Edition of the Survey**

After the drastic change in methodology introduced in 2017, this year saw some consolidation of the mode. Institutes got considerably less than time last year to fill the data due to reduced timelines, but the number of final entries remained more or less the same. The entry of a lone IIM was a pleasant surprise and hopefully many more premier institutions will see merit in participating in this exercise in future. A new thing this year in the analysis of the survey is that a list of top companies has been presented which are working in close coordination with institutions. Hopefully in future more nuanced analysis of this aspect of the survey will emerge with the help of big data analytics companies. The tight timelines this year left no scope for such an analysis by the time this report went into print. Another new thing this year is something which has been introduced by AICTE - the winners have each got a small plant as a trophy and a sapling in their name has also been planted in the AICTE campus. The institutes will be able to see the growth of this sapling through the QR code which is embedded on their certificates.

## Eligibility

Since the methodology of the survey was changed this year and basic data was collected from all technical institutes, irrespective of their age, and since shortlisting for Full Survey was done from this basic data, there was no scope for deciding the eligibility of participation by institutes. There was also no provision for institutes to themselves choose to participate in

emerging or established categories. Based on the start date of the relevant programme, all institutes which were less than 10 years old were automatically kept in the emerging category and those above 10 years of age were kept in the established category. For each stream / department, therefore, there was one set of emerging institutes and one set of established institutes.



## Evaluation Parameters

Parameter	Degree		Diploma	
	Weightage	Maximum score	Weightage	Maximum score
Governance	10 per cent	7	5 per cent	7
Curriculum	20 per cent	17	25 per cent	20
Faculty	20 per cent	29	20 per cent	28
Infrastructure	10 per cent	10	10 per cent	10
Services/Project & Skill Development	20 per cent	18	20 per cent	17
Placements	20 per cent	19	20 per cent	18
Total	100 per cent	100	100 per cent	100

Institutes were evaluated based on six parameters. Structured questions were designed in each of these parameters and both degree and diploma institutes were asked to answer these questions.

A significant difference in evaluation of degree and diploma institutes was in terms of services provided by the institutes. For degree institutes

focus was on their research and consultation work and institutes were evaluated based on the number of published industry-related research papers and contractual consulting services that they provided to industry. On the other hand, diploma institutes were evaluated based on their ability to develop skill sets in collaboration with industry and revenue generation through projects.



## Calculation Criteria for Degree Courses 2018

1	Industry in Curriculum (20%)					Max score-17	
1.1	<b>Number of companies providing Industrial training / internship</b>						
	0	1 to 5	6 to 10	11 to 15	> 15		
	0	1	2	3	4		
1.2	<b>Number of industry visits for students</b>						
	0	1 to 3	4 to 5	6 to 10	> 10		
	0	1	2	3	4		
1.3	<b>Percentage of visiting faculty from industry as compared to core faculty</b>						
	0	1-10%	11-20%	>20%			
	0	4	3	2			
1.4	<b>Number of Industry guest lectures / seminars conducted</b>						
	0	1 to 5	6 to 10	11 to 15	> 15		
	0	1	2	3	4		
1.5	<b>Incremental change in curriculum in 2015-16 over 2014-15</b>						
	0	Twice and above					
	0	1					
2	Industry-Faculty Interface (20%)						Max score-29
2.1	<b>Percentage of faculty members who provided training / lectures to industry during 2014-16</b>						As a % of total faculty members
	0	1-25%	26-50%	51-75%	>75%		
	0	1	2	3	4		
2.2	<b>Percentage of faculty members on the boards of industry / advisory, academic councils / statutory university bodies</b>					As a % of total faculty members	
	0	1-10%	11-20%	21-30%	>30%		
	0	1	2	3	4		
2.3	<b>Number of man-days of refresher courses provided by faculty to industry executives during 2014-16</b>					Add the number of days for each faculty member	
	0	1 to10	11 to 20	21 to 30	>30		
	0	1	2	3	4		
2.4	<b>Number of man-days of programmes attended / trainings received by faculty from industry during 2014-16</b>					Add the number of days for each faculty member	
	0	1 to 10	11 to 20	21 to 30	>30		
	0	1	2	3	4		

2	Industry-Faculty Interface (20%)					Max score-29
	<b>Number of faculty patents, design and other IPRs except copyrights of books in 2014-16 GRANTED</b>					
2.5	0	1 to 2	3 to 4	5 to 6	>6	
	0	2	4	6	4	
2.6	<b>Number of faculty patents, design and other IPRs except copyrights of books in 2014-16 FILED</b>					
	0	1 to 2	3 to 4	5 to 6	>6	
	0	1	2	3	4	
2.7	<b>Percentage change in the number of patents filed and granted in 2015-16 over 2014-15</b>					
	0-9		10 and above			
	0		1			
2.8	<b>Number of papers jointly authored with industry</b>					
	0	1 to 2	3 to 4	5 to 6	>6	
	0	1	2	3	4	

3	Industry Contribution in Infrastructure (10%)					Max score-10
3.1	<b>Number of centers / units / cells financially supported by industry</b>					
	1 to 2		3 to 4		>4	
	1		2		3	
3.2	<b>Percentage of financial contribution by industry in the unit</b>					Financial contribution as a percentage of expenditure of the cell
	0-10%	11%-24%	25% to 50%	>50%		
	0	1	2	3		
3.3	<b>Number of companies which provided mentorship support in incubation centres / entrepreneurship cell</b>					
	1 to 4		5 to 7		>7	
	1		2		4	

4	Industry Research / Consultation (20%)					Max score-18
	<b>Number of contractual research projects assigned to institute during 2014-16</b>					
4.1	0	1 to 10	11 to 20	21 to 50	>50	
	0	1	2	3	4	

4	Industry Research / Consultation (20%)					Max score-18
4.2	<b>Number of technology transfers to industry during 2014-16</b>					
	0	1 to 2	3 to 4	5 to 6	>6	
	0	2	4	6	8	
4.3	<b>Number of consultancy / advisory services provided to industry during 2014-16</b>					
	0	1 to 10	11 to 20	21 to 50	>50	
	0	1	2	3	4	
4.4	<b>Incremental change in the number of industry research / consultation projects received in 2014-15 and 2015-16</b>					
	0	Difference between Rs 1 - Rs 199,999		Difference of Rs 2 lakh and above		
	0	1		2		

5	Placements (20%)					Max Score-19
5.1	<b>Number of companies with stream / specialization specific job profile coming which came to the campus</b>					As a % of the total number of companies open for that stream
	0	1-40%	41-60%	61-80%	81-100%	
	0	1	2	3	4	
5.2	<b>Number of students offered jobs from campus during 2014-16</b>					As a % of the total number of eligible final year students in that stream
	0	1-40%	41-60%	61-80%	81-100%	
	0	1	2	3	4	
5.3	<b>Number of students offered jobs in specialization / stream specific companies in 2014-16</b>					As a % of the total number of eligible final year students
	0	1-10%	11-25%	26-50%	>50%	
	0	1	2	3	5	
5.4	<b>Number of start-ups incorporated through the institute's incubation centre in 2016-17 &amp; 2017-18</b>					
	0	1-2	3-5	6-10	Above 10	
	0	1	2	3	5	
5.5	<b>Incremental change in the number of companies which came to the campus in 2015-16 over 2014-15</b>					(Number of companies which came to campus in 2015-16) - (Number of companies which came to campus in 2014-15)
	0-10		more than 10			
	0		1			

6	Industry in Governance (10%)					Max score-7
6.1	Number of industry members on BoG / advisory councils					
	0	1 to 3	4 to 6	>6		
	0	1	2	3		
6.2	% of Industry members attending BoG meetings/ advisory councils					Attended / 4 x 100 (assuming 4 BoG meetings take place every year)
	x = 0	x = 1- 25	x = 26 - 50	x = 51 - 75	x > 75	
	0	1	2	3	4	

### Calculation Criteria for Diploma Courses 2018

1	Industry in Curriculum (25%)					Max score-20
1.1	Number of companies providing Industrial training / internship					
	0	1 to 5	6 to 10	11 to 15	> 15	
	0	1	2	3	4	
1.2	Number of industry visits for students					
	0	1 to 3	4 to 5	6 to 10	> 10	
	0	1	2	3	4	
1.3	Percentage of visiting faculty from industry as compared to core faculty					
	0	1-10%	11-20%	>20%		
	0	4	3	2		
1.4	Number of Industry guest lectures / seminars conducted					
	0	1 to 5	6 to 10	11 to 15	> 15	
	0	1	2	3	4	
1.5	Number of times the curriculum was updated between 2014-16					
	0	1 to 2	3 to 4	5 to 6	>7	
	0	1	2	3	4	
2	Industry-Faculty Interface (20%)					Max score-28
2.1	Percentage of faculty members who provided training / lectures to industry during 2014-16					As a percentage of total faculty members
	0	1-25%	26-50%	51-75%	>75%	
	0	1	2	3	4	

2	Industry-Faculty Interface (20%)					Max score-28
2.2	<b>Percentage of faculty members on the boards of industry / advisory, academic councils / statutory university bodies</b>					As a percentage of total faculty members
	0	1-10%	11-20%	21-30%	>30%	
	0	1	2	3	4	
2.3	<b>Number of man-days of refresher courses provided by faculty to industry executives during 2014-16</b>					Number of days for each faculty member
	0	1 to 10	11 to 20	21 to 30	>30	
	0	1	2	3	4	
2.4	<b>Number of man-days of programmes attended/ trainings received by faculty from industry during 2014-16</b>					Number of days for each faculty member
	0	1 to 10	11 to 20	21 to 30	>30	
	0	1	2	3	4	
2.5	<b>Number of faculty patents, design and other IPRs except copyrights of books in 2014-16 GRANTED and FILED</b>					
	0	1 to 2	3 to 4	5 to 6	>6	
	0	2	4	6	8	
2.6	<b>Number of papers jointly authored with industry</b>					
	0	1 to 2	3 to 4	5 to 6	>6	
	0	1	2	3	4	

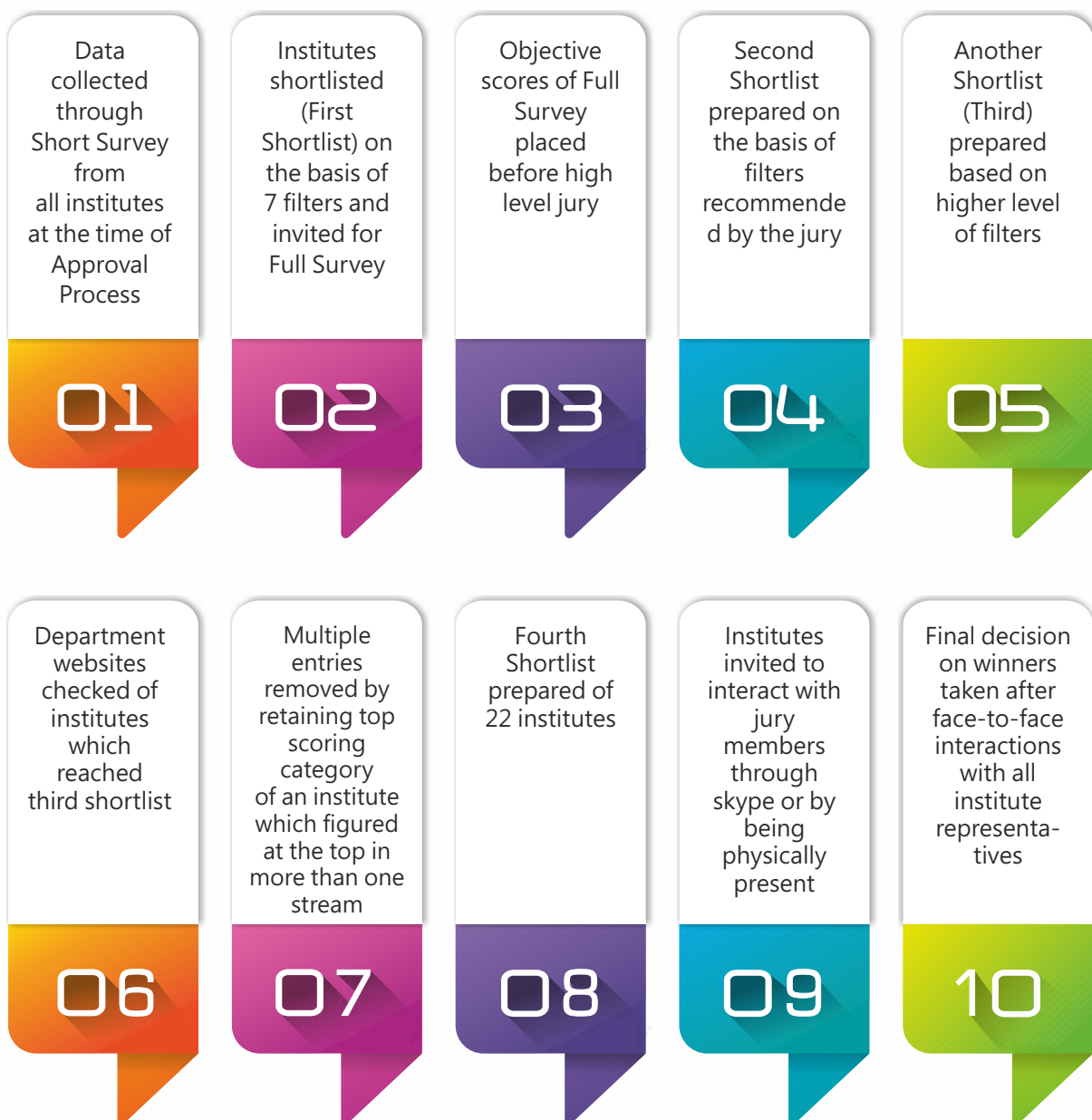
3	Industry Contribution in Infrastructure (10%)				Max score-10
3.1	<b>Number of centers / units / cells financially supported by industry</b>				
	1 to 2	3 to 4	>4		
	1	2	3		
3.2	<b>Percentage of financial contribution by industry in the unit</b>				Financial contribution as a percentage of expenditure of the cell
	0-10%	11%-24%	25% to 50%	>50%	
	0	1	2	3	
3.3	<b>Number of companies which provided mentorship support in incubation centres / entrepreneurship cell</b>				
	1 to 4	5 to 7	>7		
	1	3	4		

4	Projects and Skill Development (20%)					Max score-17
4.1	<b>Number of persons trained under skill development programme with industry participation during 2014-16</b>					
	0	Less than 25	25 to 50	50 to 100	>100	
	0	1	2	3	4	
4.2	<b>Number of projects done for social responsibility and community development with industry participation during 2014-16</b>					
	0	1 to 2	3 to 4	5 to 6	>6	
	0	2	4	6	8	
4.3	<b>Revenue generated through contractual work in 2016-17 &amp; 2017-18</b>					
	0	Less than Rs 1 lakh	Rs 1 lakh-Rs 3 lakh	Rs 3 lakh-Rs 7 lakh	>Rs 7 lakh	
	0	1	2	3	5	

5	Placements (20%)					Max Score-18
5.1	<b>Number of companies with stream / specialization specific job profile coming to campus</b>					As a percentage of the total number of companies open for that stream
	0	1-40%	41-60%	61-80%	81-100%	
	0	1	2	3	4	
5.2	<b>Number of students offered jobs from campus during 2014-16</b>					As a percentage of the total number of eligible final year students in that stream
	0	1-40%	41-60%	61-80%	81-100%	
	0	1	2	3	4	
5.3	<b>Number of students offered jobs in specialization / stream specific companies in 2014-16</b>					As a percentage of the total number of eligible final year students
	0	1-10%	11-25%	26-50%	>50%	
	0	1	2	3	5	
5.4	<b>Number of students who opted for self-employment / setting up social enterprise / setting up a company / starting a consultancy firm</b>					As a percentage of the total number of students in that discipline
	0	1-10%	11-15%	15-20%	>20%	
	0	1	2	3	5	

6	Industry in Governance (5%)					Max score-7
6.1	Number of industry members on BoG / advisory councils					
	0	1 to 3	4 to 6	>6		
	0	1	2	3		
6.2	Percentage of Industry members attending BoG meetings / advisory councils					Attended / 4 x 100 (assuming 4 BoG meetings take place every year)
	x = 0	x = 1- 25	x = 26 - 50	x = 51 - 75	x > 75	
	0	1	2	3	4	

## METHODOLOGY



## Purpose of the Survey

1. Collect data to enable objective assessment of extent of industry linkages of an institute
2. Help policy makers in devising solutions to increase industry linkages of institutes
3. Identify gaps in market demand and the output of institutes
4. Help institutes in improving the employability of their students
5. Help industry to engage with institutes to shape manpower as per its requirements
6. Encourage institutes to maintain records of their interactions with industry
7. Encourage institutes to look at industry linkages from a holistic perspective
8. Create a self-assessment tool for institutes as far as industry linkages are concerned
9. Create role models of excellence from industry perspective
10. Create a spirit of competition among institutes to promote excellence
11. Create an eco-system of industry and academia working together

The objective of IndPact Survey is to assess the status of partnership between technical institutions and industry. It has been designed keeping six basic parameters in mind such as curriculum, faculty, infrastructure, research and services / project & skill development, placements and governance. All parameters are examined purely from industry and output perspective and not from an academic perspective. The parameters have been designed to give insights into:

- i. The extent to which institutes have been able to meet the dynamic demands of industry-responsive education

- ii. Institutes' capabilities and resources to produce talent in order to meet market requirements

The insights and case studies of top performing institutes help other institutes understand how they can move up the ladder of excellence.

## Benefits of the Survey

### ■ National-level Publication

The IndPact survey is not simply about collection of data, though it does serve that purpose as well since no other national or regional-level body does that in a sustained manner in India, its end product is a well-analysed and a thoroughly researched report which is widely disseminated and is available for free download from CII's higher education website

([www.ciihighereducation.in](http://www.ciihighereducation.in)). The report provides stream-wise as well as region-wise analysis of the industry linkages of technical institutes which apply for the survey. It informs the participating institutes about where they stand in terms of Platinum (high industry linkages), Gold (medium industry linkages) and Silver (low industry linkages) categories. It also carries the profiles of institutes which emerge leaders in different categories.

### ■ National-level Recognition for Stakeholders

CII promotes and disseminates the findings of the survey widely in India and abroad through its network of 64 national and seven overseas offices. Citation in this survey provides institutes national-level recognition and opportunity for partnerships of various kinds with industry and other universities, both nationally and internationally. The leaders in different categories also get industry-sponsored



awards which include a trophy and a citation /certificate.

### **Possible factors for decline in the number of participating institutes in 2018 in comparison to 2014**

- The scope of the survey was massively expanded by the time of the third edition of the survey in 2014 hence the numbers were exceptionally high
- Concerted efforts were made in 2014 to encourage institutes to apply for the survey which could not be made in subsequent years due to various reasons
- The survey was launched on 1 January in 2014 whereas in 2018 it was launched on 4th July this year and it closed on 20th August. Effectively, the institutes got less than two months to submit the full data. Purely on this basis, it appears that an early start helps in getting more institutes to apply for the survey.
- Till 2014 there were fewer demands for data, from other agencies, from institutes. In 2015 the ministry of human resource development (MHRD) also launched its own National Institutional Ranking Framework (NIRF), or India Rankings as they are called, which has added to the data pressure on institutes. In addition, they are now required to provide data for MHRD's All India Survey on Higher Education (AISHE) as well as for the course accreditation process, if they apply for it, to the National Board of Accreditation (NBA) or the National Assessment and Accreditation Council (NAAC) whichever the case may be.

### **Low level of Participation**

Despite the fact that basic data on industry linkages was collected from more than 9000

institutes and more than 3500 were invited to participate in the Full Survey, barely 20 per cent institutes (755) submitted their entries in the Full Survey. This points to the fact that the real potential of the survey is yet to be tapped. There are still a large number of institutes which need to be encouraged to give their detailed data for the survey and use the questionnaire as a tool for self-assessment and improvement. The benefits of undertaking this exercise also need to be conveyed more forcefully and effectively to them. As the figures show, the highest percentage of participating institutes are always from engineering discipline because of the high scope for collaboration with industry in this field. This is followed by Management and Architecture.

### **Major Challenges Faced by Institutes**

Every year there is a significant gap in the number of institutes that register for the survey and the ones that actually complete the whole survey and submit their application. This year a total of 1234 applications were created online via the AICTE portal whereas only 755 completed applications were submitted. In 2017, this gap was more or less the same at 1424 created applications and 786 submitted entries. In 2016, this gap was considerably narrower at 930 applications created and 890 submitted. In 2015, a total of 1260 survey responses were created out of which 901 applications were finally submitted. In 2014, the number of participating institutes was 2176 with a total of 814 completed applications submitted.

This could be due to any of the following reasons:

- The survey is detailed and exhaustive. There are various data entry points under each parameter. Institutes might not have this information ready in the desired format

hence delay in information gathering could lead to missing data points in the survey.

- Filling up the complete survey questionnaire requires full-time internet connectivity which might have led to unsuccessful submission of entries.
- Due to poor industry linkages, institutes might not have enough information to fill in the questionnaire and as a result institutes chose to opt out.
- Institutes are poor in maintaining and keeping the records of industry linkages and as a result lack sufficient proof to back their claims. Since the deterrent against wrongful submission of information on the portal has been effectively communicated to institutes and they are aware of the requirement of submission of valid documentary evidence of the claimed data during the due diligence process, the number of actual submissions is lower than registrations.
- Institutes also face technical challenges such as logging into the AICTE portal and entering the required data into the portal.

### **Absence of IITs, IIMs and other centrally funded technical institutes (CFTIs) from the survey**

Every year experts from IITs, IIMs and other CFTIs take part in the evaluation and assessment process of the AICTE-CII IndPact Survey but in terms of actual participation, their presence in the survey is virtually nil. This could be due to various reasons, such as:-

1. Premier technical institutes are known to have high levels of linkages with industry and hence do not want to compete with institutes which are not seen to be in "their league".

2. Premier institutes compete more with each other than with other non-premier institutes.
3. Premier institutes are largely government-owned and there is no pressure on them to compete for any kind of non-government recognition.
4. Premier institutes, as well as the government, are more focused on gaining recognition at the international level and do not consider it worthwhile to compete for national-level recognition.
5. Premier institutes only tend to participate in such surveys when there is pressure from the government to do so.


### **Award Categories**

Over the years, the survey has led to awards for more than 30 institutes, sponsored by reputed CII member companies. Among the long-standing and dedicated supporters of the AICTE-CII Survey awards, since inception, are Hyderabad-based electronic instrumentations company ELICO Limited, headed by Mr Ramesh Datla and chemicals major Tata Chemicals, headed by Mr R Mukundan. Cadila Pharmaceuticals instituted the award in pharma category in the name of its founder Late Indravada A. Modi in 2014 and has continued that support since then. Hindustan Unilever became a sponsor in 2015 and continued that support in 2016. In the past, sponsoring companies have included NRB Bearings and KHS Machinery, Bharat Forge, Ingersoll Rand, Dynamatic Technologies, Infosys, Godrej & Boyce and others.

With the increase in variety and number of participants, the number of awards has also increased over the years. In the first two editions

of the survey, i.e., in 2012 and 2013, diploma institutes competed with degree institutes but this anomaly was corrected in 2014 and a separate category of diploma awards was introduced in all streams of engineering and

pharmacy. Since then, the participation from diploma granting institutes has increased substantially but it is still not close to what it should be.



# APPENDICES



# Appendix 1

**Appendix 1:** Alphabetically arranged list of 755 institutes which participated in the Full Survey. Scores are arrived on the basis of data provided by institutes. Verification of data is done only in the cases of short-listed institutes above a certain threshold. Data on the basis of which the scores are given is non-verifiable and might be exaggerated to a certain extent in some cases. Action can be taken against any institute which is found to have submitted false data. AICTE and CII are not responsible for any false claims made by institutes in this survey. The purpose of this exercise is to create role-models of excellence for institutes and help them improve their industry linkages. Institutes can assess their performance across various parameters and across disciplines through customised feedback reports which are available separately. These reports are purely voluntary and can be obtained by writing to CII at [shalini.sharma@cii.in](mailto:shalini.sharma@cii.in)

S. No.	Name of Institute	Score Band	Rating
1	A.A.N.M. & V.V.R.S.R. POLYTECHNIC	Between 11 and 29	Gold
2	A.M.C. ENGINEERING COLLEGE	Between 11 and 29	Gold
3	A.V.C.COLLEGE OF ENGINEERING	Between 11 and 29	Gold
4	AADISHWAR COLLEGE OF TECHNOLOGY- VENUS	Between 11 and 29	Gold
5	AALIM MUHAMMED SALEGH COLLEGE OF ENGINEERING	Below 10	Silver
6	ABES ENGINEERING COLLEGE	Below 10	Silver
7	ABES INSTITUTE OF TECHNOLOGY	Between 11 and 29	Gold
8	ACCURATE INSTITUTE OF ADVANCED MANAGEMENT	Between 11 and 29	Gold
9	ACE ENGINEERING COLLEGE	Between 11 and 29	Gold
10	ACHARYA & B M REDDY COLLEGE OF PHARMACY	Between 11 and 29	Gold
11	ACHARYA INSTITUTE OF MANAGEMENT AND SCIENCES	Below 10	Silver
12	ACHARYA INSTITUTE OF TECHNOLOGY	Below 10	Silver
13	ACHARYA POLYTECHNIC	Below 10	Silver
14	ACROPOLIS FACULTY OF MANAGEMENT & RESEARCH	Between 11 and 29	Gold
15	ACROPOLIS INSTITUTE OF PHARMACEUTICAL EDUCATION AND RESEARCH	Between 11 and 29	Gold
16	ACROPOLIS INSTITUTE OF TECHNOLOGY AND RESEARCH	Between 11 and 29	Gold
17	ACS COLLEGE OF ENGINEERING	Below 10	Silver
18	ADITYA BANGALORE INSTITUTE OF PHARMACY EDUCATION & RESEARCH	Below 10	Silver
19	ADITYA ENGINEERING COLLEGE	Below 10	Silver
20	ADITYA GLOBAL BUSINESS SCHOOL	Below 10	Silver
21	ADITYA INSTITUTE OF MANAGEMENT STUDIES & RESEARCH	Between 11 and 29	Gold
22	ADITYA INSTITUTE OF TECHNOLOGY AND MANAGEMENT	Below 10	Silver

S. No.	Name of Institute	Score Band	Rating
23	AGNEL POLYTECHNIC	Below 10	Silver
24	AJAY KUMAR GARG ENGINEERING COLLEGE	Between 11 and 29	Gold
25	AJAY KUMAR GARG INSTITUTE OF MANAGEMENT	> 30	Platinum
26	AKSHAYA COLLEGE OF ENGINEERING AND TECHNOLOGY	Between 11 and 29	Gold
27	ALBERTIAN INSTITUTE OF SCIENCE AND TECHNOLOGY (AISAT)- TECHNICAL CAMPUS	Below 10	Silver
28	ALL INDIA SHRI SHIVAJI MEMORIAL SOCIETY'S COLLEGE OF ENGINEERING, PUNE-1	Between 11 and 29	Gold
29	ALL INDIA SHRI SHIVAJI MEMORIAL SOCIETY'S INSTITUTE OF INFORMATION TECHNOLOGY	Between 11 and 29	Gold
30	ALLAMA IQBAL INSTITUTE OF MANAGEMENT	Between 11 and 29	Gold
31	ALLENHOUSE INSTITUTE OF TECHNOLOGY	Below 10	Silver
32	ALPHA COLLEGE OF ENGINEERING & TECHNOLOGY	Below 10	Silver
33	ALPHA COLLEGE OF ENGINEERING & TECHNOLOGY	Below 10	Silver
34	ALPHA INSTITUTE OF MANAGEMENT	Below 10	Silver
35	AMAR SHAHEED BABA AJIT SINGH JUJHAR SINGH MEMORIAL COLLEGE OF PHARMACY	> 30	Platinum
36	AMBALA COLLEGE OF ENGINEERING & APPLIED RESEARCH	> 30	Platinum
37	AMRAPALI INSTITUTE OF MANAGEMENT & COMPUTER APPLICATIONS	Below 10	Silver
38	AMRITA SAI INSTITUTE OF SCIENCE AND TECHNOLOGY	Between 11 and 29	Gold
39	AMRUTVAHINI COLLEGE OF ENGINEERING, SANGAMNER	Between 11 and 29	Gold
40	ANGADI INSTITTUTE OF TECHNOLOGY AND MANAGEMENT	Below 10	Silver
41	ANIL NEERUKONDA INSTITUTE OF TECHNOLOGY & SCIENCES	Below 10	Silver
42	ANJUMAN COLLEGE OF ENGINEERING & TECHNOLOGY	Below 10	Silver
43	ANJUMAN-I-ISLAM'S KALSEKAR TECHNICAL CAMPUS	Below 10	Silver
44	ANNAI VAILANKANNI COLLEGE OF ENGINEERING	Below 10	Silver
45	ANNAMACHARYA COLLEGE OF PHARMACY	Below 10	Silver
46	ANNASAHEB DANGE COLLEGE OF ENGINEERING AND TECHNOLOGY, ASHTA	> 30	Platinum
47	ARIHANT SCHOOL OF PHARMACY AND BIO-RESEARCH INSTITUTE	Between 11 and 29	Gold
48	ARMY INSTITUTE OF MANAGEMENT	Below 10	Silver
49	ARMY INSTITUTE OF TECHNOLOGY	Between 11 and 29	Gold
50	ARS COLLEGE OF ENGINEERING	Between 11 and 29	Gold
51	ARVIND GAVALI COLLEGE OF ENGINEERING	Between 11 and 29	Gold
52	ASANSOL INSTITUTE OF ENGINEERING AND MANAGEMENT - POLYTECHNIC	Below 10	Silver
53	ASIAN BUSINESS SCHOOL	Below 10	Silver

S. No.	Name of Institute	Score Band	Rating
54	ASIA-PACIFIC INSTITUTE OF MANAGEMENT	Below 10	Silver
55	ASSAM INSTITUTE OF MANAGEMENT	Below 10	Silver
56	ATHARVA COLLEGE OF ENGINEERING	Between 11 and 29	Gold
57	ATMIYA INSTITUTE OF TECHNOLOGY & SCIENCE (ENGINEERING)	Below 10	Silver
58	ATMIYA INSTITUTE OF TECHNOLOGY & SCIENCE (MCA)	Below 10	Silver
59	AUDISANKARA COLLEGE OF ENGINEERING & TECHNOLOGY	Below 10	Silver
60	AVINASHILINGAM DEEMED UNIVERSITY FOR WOMEN	Below 10	Silver
61	B V RAJU INSTITUTE OF TECHNOLOGY	Below 10	Silver
62	B V V SANGHA'S BASAVESHWAR ENGINEERING COLLEGE BAGALKOT	Between 11 and 29	Gold
63	B. D. COLLEGE	Below 10	Silver
64	B.M.S.COLLEGE OF ENGINEERING	Between 11 and 29	Gold
65	B.N. COLLEGE OF ENGINEERING & TECHNOLOGY(BNCET)	Below 10	Silver
66	BABARIA INSTITUTE OF PHARMACY	Between 11 and 29	Gold
67	BABARIA INSTITUTE OF TECHNOLOGY	Below 10	Silver
68	BANNARI AMMAN INSTITUTE OF TECHNOLOGY	> 30	Platinum
69	BHARAT INSTITUTE OF ENGINEERING AND TECHNOLOGY	Below 10	Silver
70	BHARATI VIDYAPEETH COLLEGE OF PHARMACY, KOLHAPUR	> 30	Platinum
71	BHARATI VIDYAPEETH DEEMED UNIVERSITY COLLEGE OF ENGINEERING	> 30	Platinum
72	BHARATI VIDYAPEETH UNIVERSITY INSTITUTE OF MANAGEMENT AND RESEARCH, NEW DELHI	Between 11 and 29	Gold
73	BHARATI VIDYAPEETH'S COLLEGE OF ENGINEERING, LAVALE, PUNE	Below 10	Silver
74	BHARATIYA VIDYA BHAVANS SARDAR PATEL INSTITUTE OF TECHNOLOGY	Between 11 and 29	Gold
75	BIJU PATNAIK INSTITUTE OF INFORMATION TECHNOLOGY AND MANAGEMENT STUDIES	Between 11 and 29	Gold
76	BIRLA INSTITUTE OF TECHNOLOGY	Between 11 and 29	Gold
77	BLDEA'S A.S. PATIL COLLEGE OF COMMERCE, MBA COURSE, BIJAPUR	> 30	Platinum
78	BLDEA'S SHRI SANGANABASAVA MAHASWAMIJI COLLEGE OF PHARMACY AND RESEARCH CENTRE	Between 11 and 29	Gold
79	BMS INSTITUTE OF TECHNOLOGY & MANAGEMENT	Between 11 and 29	Gold
80	BNM INSTITUTE OF TECHNOLOGY	Between 11 and 29	Gold
81	BOMBAY COLLEGE OF PHARMACY	> 30	Platinum
82	BRIJ MOHAN INSTITUTE OF MANAGEMENT AND TECHNOLOGY	Below 10	Silver
83	BRINDAVAN COLLEGE	Below 10	Silver
84	BUILDERS ENGINEERING COLLEGE	Between 11 and 29	Gold



S. No.	Name of Institute	Score Band	Rating
85	BVRIT HYDERABAD	Below 10	Silver
86	C K SHAH VIJAPURWALA INSTITUTE OF MANAGEMENT	Between 11 and 29	Gold
87	C.K. COLLEGE OF ENGINEERING & TECHNOLOGY	Between 11 and 29	Gold
88	C.V.RAMAN COLLEGE OF ENGINEERING	> 30	Platinum
89	CALCUTTA BUSINESS SCHOOL	Below 10	Silver
90	CAMP EDUCATION SOCIETY'S RASIKLAL M. DHARIWAL INSTITUTE OF MANAGEMENT	Between 11 and 29	Gold
91	CENTRAL INSTITUTE OF PLASTICS ENGINEERING AND TECHNOLOGY	Between 11 and 29	Gold
92	CGC COLLEGE OF ENGINEERING	Between 11 and 29	Gold
93	CHALAPATHI INSTITUTE OF PHARMACEUTICAL SCIENCES	> 30	Platinum
94	CHANDIGARH BUSINESS SCHOOL OF ADMINISTRATION	Below 10	Silver
95	CHANDIGARH COLLEGE OF HOSPITALITY	Between 11 and 29	Gold
96	CHANDIGARH COLLEGE OF PHARMACY	Between 11 and 29	Gold
97	CHANDIGARH ENGINEERING COLLEGE	Between 11 and 29	Gold
98	CHANDUBHAI S. PATEL INSTITUTE OF TECHNOLOGY	Between 11 and 29	Gold
99	CHENNAI INSTITUTE OF TECHNOLOGY	Below 10	Silver
100	CHRIST INSTITUTE OF MANAGEMENT LAVASA PUNE	Below 10	Silver
101	CIT SANDWICH POLYTECHNIC COLLEGE	Below 10	Silver
102	CITY ENGINEERING COLLEGE	Below 10	Silver
103	CMR COLLEGE OF ENGINEERING & TECHNOLOGY	Between 11 and 29	Gold
104	CMR INSTITUTE OF TECHNOLOGY	Between 11 and 29	Gold
105	CMR INSTITUTE OF TECHNOLOGY	Between 11 and 29	Gold
106	COCHIN UNIVERSITY OF SCIENCE AND TECHNOLOGY	Below 10	Silver
107	COIMBATORE INSTITUTE OF ENGINEERING AND TECHNOLOGY	Below 10	Silver
108	COIMBATORE INSTITUTE OF TECHNOLOGY	> 30	Platinum
109	COLLEGE OF ENGINEERING, PUNE	> 30	Platinum
110	COLLEGE OF ENGINEERING, VADAKARA	Below 10	Silver
111	COLLEGE OF PHARMACY, MADRAS MEDICAL COLLEGE	Below 10	Silver
112	COMPUTER APPLICATION CENTRE, HERITAGE INSTITUTE OF TECHNOLOGY	Between 11 and 29	Gold
113	D. Y. PATIL COLLEGE OF ENGINEERING & TECHNOLOGY	Below 10	Silver
114	D.Y.PATIL COLLEGE OF ENGG.& TECH. DEPT. OF ARCH.	Below 10	Silver
115	D.Y.PATL COLLEGE OF ENGINEERING	Below 10	Silver
116	DADASAHEB BALPANDE COLLEGE OF PHARMACY	> 30	Platinum
117	DARSHAN INSTITUTE OF ENGINEERING & TECHNOLOGY	> 30	Platinum
118	DATTA MEGHE INSTITUTE OF ENGINEERING TECHNOLOGY AND RESEARCH	Between 11 and 29	Gold

S. No.	Name of Institute	Score Band	Rating
119	DATTA MEGHE INSTITUTE OF MANAGEMENT STUDIES	Between 11 and 29	Gold
120	DAV INSTITUTE OF ENGINEERING & TECHNOLOGY	Between 11 and 29	Gold
121	DAV INSTITUTE OF MANAGEMENT	Between 11 and 29	Gold
122	DAYALBAGH EDUCATIONAL INSTITUTE	> 30	Platinum
123	DAYANANDA SAGAR COLLEGE OF ENGINEERING	Between 11 and 29	Gold
124	DEENBANDHU CHHOTU RAM UNIVERSITY OF SCI AND TECH	Below 10	Silver
125	DEFENCE INSTITUTE OF ADVANCED TECHNOLOGY	Below 10	Silver
126	DELHI INSTITUTE OF ADVANCED STUDIES	Between 11 and 29	Gold
127	DEPARTMENT OF INSTRUMENTATION TECHNOLOGY	Below 10	Silver
128	DEPARTMENT OF MANAGEMENT SCIENCE, DR. BABASAHEB AMBEDKAR MARATHWADA UNIVERSITY, AURANGABAD	Below 10	Silver
129	DEPARTMENT OF MANAGEMENT SCIENCES AND RESEARCH, G.S. COLLEGE OF COMMERCE AND ECONOMICS, NAGPUR	> 30	Platinum
130	DEVSTHALI VIDYAPEETH COLLEGE OF PHARMACY	Below 10	Silver
131	DHANALAKSHMI SRINIVASAN COLLEGE OF ENGINEERING	Between 11 and 29	Gold
132	DHANESWAR RATH INSTITUTE OF ENGINEERING AND MANAGEMENT STUDIES (DRIEMS) MBA	Between 11 and 29	Gold
133	DHIRAJLAL GANDHI COLLEGE OF TECHNOLOGY	> 30	Platinum
134	DON BOSCO COLLEGE OF ENGINEERING	Below 10	Silver
135	DON BOSCO COLLEGE OF ENGINEERING AND TECHNOLOGY	Between 11 and 29	Gold
136	DR N.G.P.INSTITUTE OF TECHNOLOGY	> 30	Platinum
137	DR. AMBEDKAR INSTITUTE OF TECHNOLOGY	Between 11 and 29	Gold
138	DR. ASHOK GUJAR TECHNICAL INSTITUTE'S DR. DAULATRAO AHER COLLEGE OF ENGINEERING	Between 11 and 29	Gold
139	DR. D. Y. PATIL INSTITUTE OF PHARMACEUTICAL SCIENCES AND RESEARCH	> 30	Platinum
140	DR. D. Y. PATIL INSTITUTE OF TECHNOLOGY.	Between 11 and 29	Gold
141	DR. DY PATIL GROUP OF INSTITUTIONS (TECHNICAL CAMPUS)	Between 11 and 29	Gold
142	DR. J.J. MAGDUM COLLEGE OF ENGINEERING.	Between 11 and 29	Gold
143	DR. S. & S. S. GHANDHY GOVERNMENT ENGINEERING COLLEGE, SURAT.	Below 10	Silver
144	DR. SUDHIR CHANDRA SUR DEGREE ENGINEERING COLLEGE	Below 10	Silver
145	DR.MAHALINGAM COLLEGE OF ENGINEERING AND TECHNOLOGY	> 30	Platinum
146	DURGADEVI SARAF INSTITUTE OF MANAGEMENT STUDIES	Below 10	Silver
147	EAST WEST INSTITUTE OF TECHNOLOGY	Between 11 and 29	Gold
148	EASWARI ENGINEERING COLLEGE	> 30	Platinum
149	ELITTE INSTITUTE OF ENGINEERING AND MANAGEMENT (POLYTECHNIC)	Below 10	Silver

S. No.	Name of Institute	Score Band	Rating
150	ENTREPRENEURSHIP DEVELOPMENT INSTITUTE OF INDIA	> 30	Platinum
151	FINOLEX ACADEMY OF MANAGEMENT AND TECHNOLOGY	Between 11 and 29	Gold
152	FIREBIRD INSTITUTE OF RESEARCH IN MANAGEMENT	Below 10	Silver
153	FORTUNE INSTITUTE OF INTERNATIONAL BUSINESS	Between 11 and 29	Gold
154	FR. C. RODRIGUES INSTITUTE OF TECHNOLOGY	Between 11 and 29	Gold
155	FRANCIS XAVIER ENGINEERING COLLEGE	Between 11 and 29	Gold
156	G. H. RAISONI COLLEGE OF ENGINEERING, NAGPUR.	> 30	Platinum
157	G. L. BAJAJ INSTITUTE OF MANAGEMENT AND RESEARCH	Between 11 and 29	Gold
158	G.PULLA REDDY ENGINEERING COLLEGE	Below 10	Silver
159	GAHLOT INSTITUTE OF PHARMACY	Between 11 and 29	Gold
160	GANDHI INSTITUTE OF MANAGEMENT STUDIES	Below 10	Silver
161	GAYATRI VIDYA PARISHAD COLLEGE OF ENGINEERING	Between 11 and 29	Gold
162	GCC CENTRE OF MANAGEMENT STUDIES	Below 10	Silver
163	GEETHANJALI COLLEGE OF ENGINEERING AND TECHNOLOGY	Below 10	Silver
164	GIANI ZAIL SINGH CAMPUS COLLEGE OF ENGINEERING & TECHNOLOGY BATHINDA	Between 11 and 29	Gold
165	GIRIJANANDA CHOWDHURY INSTITUTE OF MANAGEMENT AND TECHNOLOGY (GIMT), TEZPUR	Below 10	Silver
166	GLOBAL INSTITUTE OF MANAGEMENT AND EMERGING TECHNOLOGIES	Below 10	Silver
167	GLOBAL INSTITUTE OF TECHNOLOGY	Between 11 and 29	Gold
168	GLOBAL NATURE CARE SANGATHAN'S GROUP OF INSTITUTIONS, JABALPUR (MP)	Below 10	Silver
169	GM INSTITUTE OF TECHNOLOGY	Between 11 and 29	Gold
170	GMR INSTITUTE OF TECHNOLOGY	Below 10	Silver
171	GNANAM SCHOOL OF BUSINESS	Between 11 and 29	Gold
172	GOA COLLEGE OF ENGINEERING (GOVERNMENT OF GOA)	Between 11 and 29	Gold
173	GOA COLLEGE OF PHARMACY	Below 10	Silver
174	GOKARAJU RANGARAJU COLLEGE OF PHARMACY	Between 11 and 29	Gold
175	GOKARAJU RANGARAJU INSTITUTE OF ENGINEERING & TECHNOLOGY(E&T)	Between 11 and 29	Gold
176	GOKUL GROUP OF INSTITUTIONS	Between 11 and 29	Gold
177	GOPALAN COLLEGE OF ENGINEERING AND MANAGEMENT	Below 10	Silver
178	GOVERNMENT POLYTECHNIC AAMWALA	Between 11 and 29	Gold
179	GOVERNMENT COLLEGE OF ENGINEERING, JALGAON (M.S.)	Below 10	Silver
180	GOVERNMENT COLLEGE OF ENGINEERING AND LEATHER TECHNOLOGY	Between 11 and 29	Gold
181	GOVERNMENT COLLEGE OF ENGINEERING AND RESEARCH	Below 10	Silver

S. No.	Name of Institute	Score Band	Rating
182	GOVERNMENT COLLEGE OF ENGINEERING, AURANGABAD (ACADEMIC AUTONOMOUS)	Between 11 and 29	Gold
183	GOVERNMENT COLLEGE OF ENGINEERING, KARAD	Between 11 and 29	Gold
184	GOVERNMENT COLLEGE OF ENGINEERING, SALEM	Between 11 and 29	Gold
185	GOVERNMENT COLLEGE OF TECHNOLOGY	Between 11 and 29	Gold
186	GOVERNMENT ENGINEERING COLLEGE	Between 11 and 29	Gold
187	GOVERNMENT ENGINEERING COLLEGE BILASPUR	Between 11 and 29	Gold
188	GOVERNMENT ENGINEERING COLLEGE JHALAWAR	Below 10	Silver
189	GOVERNMENT POLYTECHNIC	Below 10	Silver
190	GOVERNMENT POLYTECHNIC	Below 10	Silver
191	GOVERNMENT POLYTECHNIC COLLEGE, ADOOR	Between 11 and 29	Gold
192	GOVERNMENT POLYTECHNIC MOHAMMAD PUR (GITI CAMPUS), BAHRAICH	Below 10	Silver
193	GOVERNMENT POLYTECHNIC NAGPUR	Between 11 and 29	Gold
194	GOVERNMENT POLYTECHNIC NELLORE	Below 10	Silver
195	GOVERNMENT POLYTECHNIC RABAKAVIBANAHATTI	Below 10	Silver
196	GOVERNMENT POLYTECHNIC SANGA REDDY	Below 10	Silver
197	GOVERNMENT POLYTECHNIC SHAHBAD, RAMPUR	Below 10	Silver
198	GOVERNMENT POLYTECHNIC, HIMATNAGAR	Below 10	Silver
199	GOVERNMENT POLYTECHNIC, PILLARIPATTU	Below 10	Silver
200	GOVERNMENT POLYTECHNIC, K.G.F	Below 10	Silver
201	GOVERNMENT TOOL ROOM AND TRAINING CENTRE - HUMNABAD	Between 11 and 29	Gold
202	GOVERNMENT WOMEN POLYTECHNIC COLLEGE, JAIPUR	Between 11 and 29	Gold
203	GOVERNMENT WOMEN'S POLYTECHNIC COLLEGE BHOPAL	Below 10	Silver
204	GOVT POLYTECHNIC BIJAPUR	Below 10	Silver
205	GOVT. ENGG. COLLEGE, JAGDALPUR, BASTAR, CHHATTISGARH	Between 11 and 29	Gold
206	GOVT. POLYTECHNIC FOR WOMEN	Below 10	Silver
207	GOVT. POLYTECHNIC GARHI SHYAMPUR	Below 10	Silver
208	GOVT. POLYTECHNIC COLLEGE	Below 10	Silver
209	GRAMIN POLYTECHNIC	Between 11 and 29	Gold
210	GRD (PG) IMT	Below 10	Silver
211	GREAT LAKES INSTITUTE OF MANAGEMENT	Between 11 and 29	Gold
212	GURU NANAK INSTITUTE OF PHARMACEUTICAL SCIENCE & TECHNOLOGY	> 30	Platinum
213	GURU NANAK INSTITUTE OF PHARMACEUTICAL SCIENCE AND TECHNOLOGY (DIPLOMA PHARMACY)	Between 11 and 29	Gold
214	GURU NANAK INSTITUTE OF TECHNOLOGY	Below 10	Silver

S. No.	Name of Institute	Score Band	Rating
215	GURU NANAK INSTITUTIONS TECHNICAL CAMPUS	Between 11 and 29	Gold
216	GURU TEGH BAHADUR INSTITUTE OF TECHNOLOGY	Between 11 and 29	Gold
217	GURUKUL KANGRI VISHWAVIDYALAYA	Below 10	Silver
218	GURUNANAK COLLEGE OF PHARMACY	> 30	Platinum
219	GURUNANAK INSTITUTE OF TECHNOLOGY	Below 10	Silver
220	GYAN GANGA COLLEGE OF TECHNOLOGY	Between 11 and 29	Gold
221	GYAN GANGA INSTITUTE OF TECHNOLOGY & SCIENCES	Between 11 and 29	Gold
222	H.V.P. MANDAL'S COLLEGE OF ENGINEERING & TECHNOLOGY	Between 11 and 29	Gold
223	HALDIA INSTITUTE OF TECHNOLOGY	Between 11 and 29	Gold
224	HASHMATRAI & GANGARAM HIMATHMAL MANSUKHANI INSTITUTE OF MANAGEMENT	Below 10	Silver
225	HERITAGE INSTITUTE OF TECHNOLOGY	Between 11 and 29	Gold
226	HIMALAYAN PHARMACY INSTITUTE	Below 10	Silver
227	HINDUSTHAN INSTITUTE OF TECHNOLOGY	Below 10	Silver
228	HKBK COLLEGE OF ENGINEERING	Between 11 and 29	Gold
229	HMR INSTITUTE OF TECHNOLOGY AND MANAGEMENT	Between 11 and 29	Gold
230	HOLY GRACE ACADEMY OF MANAGEMENT STUDIES	Below 10	Silver
231	HOLY MARY INSTITUTE OF TECHNOLOGY & SCIENCE	Between 11 and 29	Gold
232	HORIZON INSTITUTE OF TECHNOLOGY	Below 10	Silver
233	HUMERA KHAN COLLEGE OF PHARMACY	Below 10	Silver
234	I.S. F. COLLEGE OF PHARMACY	> 30	Platinum
235	I.T.S ENGINEERING COLLEGE	Below 10	Silver
236	IFET COLLEGE OF ENGINEERING	> 30	Platinum
237	IIMT COLLEGE OF ENGINEERING	Below 10	Silver
238	IIMT ENGINEERING COLLEGE	Below 10	Silver
239	INDERPRASTHA ENGINEERING COLLEGE	Below 10	Silver
240	INDIAN ACADEMY SCHOOL OF MANAGEMENT STUDIES	Between 11 and 29	Gold
241	INDIAN EDUCATION SOCIETY, MANAGEMENT COLLEGE AND RESEARCH CENTRE	> 30	Platinum
242	INDIAN INSTITUTES OF MANAGEMENT, UDAIPUR	> 30	Platinum
243	INDIRA GANDHI INSTITUTE OF TECHNOLOGY SARANG	Below 10	Silver
244	INDIRA INSTITUTE OF PHARMACY	Between 11 and 29	Gold
245	INDO GLOBAL COLLEGE OF ENGINEERING	> 30	Platinum
246	INDORE INSTITUTE OF PHARMACY	> 30	Platinum
247	INDUS SCHOOL OF BUSINESS MANAGEMENT	Below 10	Silver
248	INSITITUTE OF MANAGEMENT TECHNOLOGY, GHAZIABAD	> 30	Platinum
249	INSTITUTE OF AERONAUTICAL ENGINEERING	Between 11 and 29	Gold

S. No.	Name of Institute	Score Band	Rating
250	INSTITUTE OF AGRI BUSINESS MANAGEMENT	Below 10	Silver
251	INSTITUTE OF CERAMIC TECHNOLOGY	Below 10	Silver
252	INSTITUTE OF CHEMICAL TECHNOLOGY	Below 10	Silver
253	INSTITUTE OF ENGINEERING & MANAGEMENT	Between 11 and 29	Gold
254	INSTITUTE OF FINANCE & INTERNATIONAL MANAGEMENT	Between 11 and 29	Gold
255	INSTITUTE OF MANAGEMENT AND ENTREPRENEURSHIP DEVELOPMENT - MCA PROGRAMME	Between 11 and 29	Gold
256	INSTITUTE OF MANAGEMENT STUDIES, NOIDA	> 30	Platinum
257	INSTITUTE OF MANAGEMENT STUDIES, NOIDA	Below 10	Silver
258	INSTITUTE OF MANAGEMENT STUDIES, S.B.J.S. RAMPURIA JAIN COLLEGE	Between 11 and 29	Gold
259	INSTITUTE OF MANAGEMENT TECHNOLOGY, HYDERABAD	Below 10	Silver
260	INSTITUTE OF PHARMACEUTICAL EDUCATION AND RESEARCH	Below 10	Silver
261	INSTITUTE OF PUBLIC ENTERPRISE	Between 11 and 29	Gold
262	INTERNATIONAL INSTITUTE OF BUSINESS STUDIES	Below 10	Silver
263	INTERNATIONAL INSTITUTE OF INFORMATION TECHNOLOGY (I <sup>2</sup> IT)	Between 11 and 29	Gold
264	INTERNATIONAL MANAGEMENT INSTITUTE	> 30	Platinum
265	INTERNATIONAL MANAGEMENT INSTITUTE, BHUBANESWAR	Below 10	Silver
266	INTERNATIONAL SCHOOL OF INFORMATICS & MANAGEMENT	Below 10	Silver
267	INTERNATIONAL SCHOOL OF MANAGEMENT EXCELLENCE	Below 10	Silver
268	IPS ACADEMY, COLLEGE OF PHARMACY, INDORE (M.P.)	Below 10	Silver
269	IPS ACADEMY, INSTITUTE OF ENGINEERING & SCIENCE, INDORE (MP)	Below 10	Silver
270	IPS COLLEGE OF TECHNOLOGY & MANAGEMENT	Between 11 and 29	Gold
271	ISBR BUSINESS SCHOOL	> 30	Platinum
272	ITM GROUP OF INSTITUTIONS (TECHNICAL CAMPUS)	Between 11 and 29	Gold
273	ITM UNIVERSITY - GWALIOR (SCHOOL OF ENGINEERING & TECHNOLOGY)	Between 11 and 29	Gold
274	J D COLLEGE OF ENGINEERING AND MANAGEMENT	Between 11 and 29	Gold
275	JAGAN INSTITUTE OF MANAGEMENT STUDIES TECHNICAL CAMPUS	> 30	Platinum
276	JAIPURIA SCHOOL OF BUSINESS	> 30	Platinum
277	JAIPURIA INSTITUTE OF MANAGEMENT	> 30	Platinum
278	JAIPURIA INSTITUTE OF MANAGEMENT	Below 10	Silver
279	JAIPURIA INSTITUTE OF MANAGEMENT, INDORE	Below 10	Silver
280	JAIPURIA INSTITUTE OF MANAGEMENT, NOIDA	Below 10	Silver
281	JAIPURIA ISNTITUTE OF MANAGEMENT, LUCKNOW	Between 11 and 29	Gold
282	JAMIA HAMDARD	Between 11 and 29	Gold

S. No.	Name of Institute	Score Band	Rating
283	JAWAHARLAL DARDA INSTITUTE OF ENGINEERING & TECHNOLOGY	Below 10	Silver
284	JAWAHARLAL NEHRU GOVERNMENT ENGINEERING COLLEGE	Between 11 and 29	Gold
285	JAYAWANT SHIKSHAN PRASARAK MANDAL'S IMPERIAL COLLEGE OF ENGINEERING AND RESEARCH	Between 11 and 29	Gold
286	JHULELAL INSTITUTE OF TECHNOLOGY	Below 10	Silver
287	JIS COLLEGE OF ENGINEERING	Between 11 and 29	Gold
288	JNANAVIKAS INSTITUTE OF TECHNOLOGY	Below 10	Silver
289	JNTUH COLLEGE OF ENGINEERING HYDERABAD	Between 11 and 29	Gold
290	JSPM NARHE TECHNICAL CAMPUS	Between 11 and 29	Gold
291	JSPM'S RAJARSHI SHAHU COLLEGE OF ENGINEERING	> 30	Platinum
292	JYOTI NIVAS COLLEGE (MBA)	Between 11 and 29	Gold
293	K RAMAKRISHNAN COLLEGE OF TECHNOLOGY	> 30	Platinum
294	K S R COLLEGE OF ENGINEERING	Below 10	Silver
295	K. D. K. COLLEGE OF ENGINEERING	Below 10	Silver
296	K. J. SOMAIYA COLLEGE OF ENGINEERING	Between 11 and 29	Gold
297	K. K. WAGH INSTITUTE OF ENGINEERING EDUCATION & RESEARCH	> 30	Platinum
298	K. RAMAKRISHNAN COLLEGE OF ENGINEERING	Between 11 and 29	Gold
299	K.B.INSTITUTE OF PHARMACEUTICAL EDUCATION AND RESEARCH	Between 11 and 29	Gold
300	K.J. SOMAIYA INSTITUTE OF ENGINEERING & INFORMATION TECHNOLOGY	> 30	Platinum
301	K.L.N. COLLEGE OF INFORMATION TECHNOLOGY	Between 11 and 29	Gold
302	K.L.N.COLLEGE OF ENGINEERING	> 30	Platinum
303	K.L.S. GOGTE INSTITUTE OF TECHNOLOGY	Between 11 and 29	Gold
304	K.S.RANGASAMY COLLEGE OF TECHNOLOGY	> 30	Platinum
305	K.S.RANGASAMY COLLEGE OF TECHNOLOGY - MBA	> 30	Platinum
306	KAKATIYA INSTITUTE OF TECHNOLOGY & SCIENCE	Between 11 and 29	Gold
307	KAMARAJ COLLEGE OF ENGINEERING & TECHNOLOGY	Between 11 and 29	Gold
308	KARMAVEER KAKASAHEB WAGH POLYTECHNIC, NASHIK	Below 10	Silver
309	KARPAGAM COLLEGE OF ENGINEERING	Between 11 and 29	Gold
310	KASEGAON EDUCATION SOCIETYS RAJARAMBAPU INSTITUTE OF TECHNOLOGY	Below 10	Silver
311	KATHIR COLLEGE OF ENGINEERING	Below 10	Silver
312	KCG COLLEGE OF TECHNOLOGY	> 30	Platinum
313	KCL INSTITUTE OF MANAGEMENT AND TECHNOLOGY	Between 11 and 29	Gold
314	KIET GROUP OF INSTITUTIONS	> 30	Platinum
315	KINGSTON ENGINEERING COLLEGE	Between 11 and 29	Gold
316	KIRLOSKAR INSTITUTE OF ADVANCED MANAGEMENT STUDIES	Between 11 and 29	Gold

S. No.	Name of Institute	Score Band	Rating
317	KIRLOSKAR INSTITUTE OF ADVANCED MANAGEMENT STUDIES	Below 10	Silver
318	KIT-KALAINARKARUNANIDHI INSTITUTE OF TECHNOLOGY	Between 11 and 29	Gold
319	KITS COLLEGE OF ENGINEERING	Between 11 and 29	Gold
320	KLE COLLEGE OF PHARMACY	> 30	Platinum
321	KLS INSTT. OF MGT., EDUCATION & RESEARCH	Between 11 and 29	Gold
322	KONGU ENGINEERING COLLEGE	> 30	Platinum
323	KONGU ENGINEERING COLLEGE-MBA	> 30	Platinum
324	KONGUNADU COLLEGE OF ENGINEERING AND TECHNOLOGY	Between 11 and 29	Gold
325	KOSHYS INSTITUTE OF MANAGEMENT STUDIES	Between 11 and 29	Gold
326	KPR INSTITUTE OF ENGINEERING AND TECHNOLOGY	> 30	Platinum
327	KRISTU JAYANTI COLLEGE	Between 11 and 29	Gold
328	KRISTU JAYANTI COLLEGE	Below 10	Silver
329	KRUPANIDHI GROUP OF INSTITUTIONS	> 30	Platinum
330	KRUSHNAJI PURUSHOTTAM CHOUSALKAR YOGESHWARI POLYTECHNIC	Below 10	Silver
331	KUMARAGURU COLLEGE OF TECHNOLOGY	> 30	Platinum
332	KURUKSHETRA INSTITUTE OF TECHNOLOGY & MANAGEMENT	Below 10	Silver
333	KV INSTITUE OF MANAGEMENT AND INFORMATION STUDIES	Below 10	Silver
334	L. D. COLLEGE OF ENGINEERING	Below 10	Silver
335	LAKIREDDY BALI REDDY COLLEGE OF ENGINEERING	Between 11 and 29	Gold
336	LAKSHMI NARAIN COLLEGE OF TECHNOLOGY	Between 11 and 29	Gold
337	LAL BAHADUR SHASTRI POLYTECHNIC	Below 10	Silver
338	LBS COLLEGE OF ENGINEERING	Below 10	Silver
339	LBS INSTITUTE OF TECHNOLOGY FOR WOMEN	Below 10	Silver
340	LEAD COLLEGE OF MANAGEMENT	Between 11 and 29	Gold
341	LOTUS BUSINESS SCHOOL	Below 10	Silver
342	LOYOLA INSTITUTE OF TECHNOLOGY	Between 11 and 29	Gold
343	LUTHFAA POLYTECHNIC INSTITUTE	Below 10	Silver
344	LYDIA COLLEGE OF PHARMACY	Below 10	Silver
345	M. S. RAMAIAH INSTITUTE OF TECHNOLOGY	Between 11 and 29	Gold
346	M.A.M. POLYTECHNIC COLLEGE	Below 10	Silver
347	M.A.M. SCHOOL OF ENGINEERING	Between 11 and 29	Gold
348	M.KUMARASAMY COLLEGE OF ENGINEERING	Between 11 and 29	Gold
349	M.S. PATEL INSTITUTE OF MANAGEMENT STUDIES (FACULTY OF MANAGEMENT STUDIES)	Below 10	Silver
350	MAA BHAGWATI EDUCATIONAL INSTITUTE	Below 10	Silver
351	MADAN MOHAN MALAVIYA UNIVERSITY OF TECHNOLOGY	Below 10	Silver



S. No.	Name of Institute	Score Band	Rating
352	MADANAPALLE INSTITUTE OF TECHNOLOGY & SCIENCE	Between 11 and 29	Gold
353	MADHAV INSTITUTE OF TECHNOLOGY & SCIENCE	Between 11 and 29	Gold
354	MAHADEVI INSTITUTE OF TECHNOLOGY	Below 10	Silver
355	MAHANT BACHITTAR SINGH COLLEGE OF ENGINEERING & TECHNOLOGY	Below 10	Silver
356	MAHARAJA AGRASEN INSTITUTE OF MANAGEMENT & TECHNOLOGY	Below 10	Silver
357	MAHARAJA AGRASEN INSTITUTE OF MANAGEMENT AND TECHNOLOGY	Below 10	Silver
358	MAHARAJA AGRASEN INSTITUTE OF TECHNOLOGY	Between 11 and 29	Gold
359	MAHARAJA INSTITUTE OF TECHNOLOGY MYSORE	Below 10	Silver
360	MAHARAJA SURAJMAL INSTITUTE OF TECHNOLOGY	Between 11 and 29	Gold
361	MAHARANI GIRLS ENGINEERING COLLEGE	Between 11 and 29	Gold
362	MAHARASHTRA ACADEMY OF ENGINEERING & EDUCATIONAL RESEARCH'S MAHARASHTRA INSTITUTE OF PHARMACY	> 30	Platinum
363	MAHARASHTRA INSTITUTE OF TECHNOLOGY	Below 10	Silver
364	MAHATMA GANDHI INSTITUTE OF TECHNOLOGY	Below 10	Silver
365	MAHATMA GANDHI MISSION'S ,JAWAHARLAL NEHRU ENGINEERING COLLEGE	Between 11 and 29	Gold
366	MAHAVEER INSTITUTE OF TECHNOLOGY & SCIENCE	Below 10	Silver
367	MAHENDRA COLLEGE OF ENGINEERING	Between 11 and 29	Gold
368	MAHENDRA ENGINEERING COLLEGE	Between 11 and 29	Gold
369	MALIK SANDAL INSTITUTE OF ART & ARCHITECTURE, BIJAPUR	Between 11 and 29	Gold
370	MALLA REDDY COLLEGE OF ENGINEERING	Below 10	Silver
371	MALLA REDDY COLLEGE OF ENGINEERING & TECHNOLOGY	Between 11 and 29	Gold
372	MALLA REDDY COLLEGE OF ENGINEERING FOR WOMEN	Below 10	Silver
373	MALLA REDDY ENGINEERING COLLEGE FOR WOMEN	> 30	Platinum
374	MALLA REDDY INSTITUTE OF PHARMACEUTICAL SCIENCES	Below 10	Silver
375	MALNAD COLLEGE OF ENGINEERING	Between 11 and 29	Gold
376	MANAGEMENT DEVELOPMENT INSTITUTE	> 30	Platinum
377	MANGALORE INSTITUTE OF TECHNOLOGY & ENGINEERING	Between 11 and 29	Gold
378	MANIPAL INSTITUTE OF TECHNOLOGY	Between 11 and 29	Gold
379	MAR BASELIOS COLLEGE OF ENGINEERING AND TECHNOLOGY	Between 11 and 29	Gold
380	MAR EPHRAEM COLLEGE OF ENGINEERING AND TECHNOLOGY	Between 11 and 29	Gold
381	MARATHWADA INSTITUTE OF TECHNOLOGY,AURANGABAD	Between 11 and 29	Gold
382	MARATHWADA MITRA MANDAL'S COLLEGE OF ENGINEERING	Between 11 and 29	Gold
383	MARATHWADA MITRA MANDAL'S COLLEGE OF PHARMACY	> 30	Platinum

S. No.	Name of Institute	Score Band	Rating
384	MARRI LAXMAN REDDY INSTITUTE OF TECHNOLOGY AND MANAGEMENT	Below 10	Silver
385	MASS COLLEGE OF ARTS AND SCIENCE	Between 11 and 29	Gold
386	MASTER SCHOOL OF MANAGEMENT	> 30	Platinum
387	MATURI VENKATA SUBBA RAO ENGINEERING COLLEGE	Between 11 and 29	Gold
388	MEENAKSHI COLLEGE OF ENGINEERING	Below 10	Silver
389	MEENAKSHI SUNDARARAJAN ENGINEERING COLLEGE	> 30	Platinum
390	MEERUT INSTITUTE OF ENGINEERING & TECHNOLOGY	Between 11 and 29	Gold
391	MEPCO SCHLENK ENGINEERING COLLEGE	Between 11 and 29	Gold
392	MET INSTITUTE OF MANAGEMENT	Below 10	Silver
393	MET'S INSTITUTE OF COMPUTER SCIENCE	Below 10	Silver
394	MET'S INSTITUTE OF PHARMACY	> 30	Platinum
395	MGM'S COLLEGE OF ENGINEERING AND TECHNOLOGY	Between 11 and 29	Gold
396	MGM'S INSTITUTE OF MANAGEMENT	> 30	Platinum
397	MIT ACADEMY OF ENGINEERING	Between 11 and 29	Gold
398	MKSS'S SMT. HIRABEN NANAVATI INSTITUTE OF MANAGEMENT & RESEARCH FOR WOMEN	Below 10	Silver
399	MLR INSTITUTE OF TECHNOLOGY	> 30	Platinum
400	MLV TEXTILE & ENGINEERING COLLEGE, BHILWARA	Below 10	Silver
401	MODEL INSTITUTE OF ENGINEERING AND TECHNOLOGY	Below 10	Silver
402	MODERN INSTITUTE OF PHARMACEUTICAL SCIENCES	Between 11 and 29	Gold
403	MODERN INSTITUTE OF TECHNOLOGY & RESEARCH CENTRE	Below 10	Silver
404	MOHAMED SATHAK ENGINEERING COLLEGE	Below 10	Silver
405	MOP VAISHNAV COLLEGE FOR WOMEN	Between 11 and 29	Gold
406	MORADABAD INSTITUTE OF TECHNOLOGY	Below 10	Silver
407	MOTI BABU INSTITUTE OF TECHNOLOGY	Below 10	Silver
408	MRM INSTITUTE OF MANAGEMENT	Below 10	Silver
409	MUMBAI EDUCATIONAL TRUST INSTITUTE OF PHARMACY DEGREE	Between 11 and 29	Gold
410	MVJ COLLEGE OF ENGINEERING	Below 10	Silver
411	N.L.DALMIA INSTITUTE OF MANAGEMENT STUDIES AND RESEARCH	Below 10	Silver
412	NACHIMUTHU POLYTECHNIC COLLEGE	> 30	Platinum
413	NADAR SARASWATHI COLLEGE OF ARTS & SCIENCE	Below 10	Silver
414	NADAR SARASWATHI COLLEGE OF ENGINEERING & TECHNOLOGY	Below 10	Silver
415	NAGESH KARAJAGI ORCHID COLLEGE OF ENGINEERING AND TECHNOLOGY, SOLAPUR	> 30	Platinum
416	NAGPUR INSTITUTE OF TECHNOLOGY	Between 11 and 29	Gold
417	NALLA MALLA REDDY ENGINEERING COLLEGE	Between 11 and 29	Gold
418	NANDHA ENGINEERING COLLEGE	> 30	Platinum

S. No.	Name of Institute	Score Band	Rating
419	NARASARAOPETA ENGINEERING COLLEGE	Between 11 and 29	Gold
420	NARASARAOPETA INSTITUTE OF PHARMACEUTICAL SCIENCES	> 30	Platinum
421	NARSIMHAREDDY ENGINEERING COLLEGE	Below 10	Silver
422	NARULA INSTITUTE OF TECHNOLOGY	Between 11 and 29	Gold
423	NATIONAL ENGINEERING COLLEGE	> 30	Platinum
424	NATIONAL INSTITUTE OF ELECTRONICS AND INFORMATION TECHNOLOGY SRINAGAR/JAMMU	Below 10	Silver
425	NATIONAL INSTITUTE OF FOUNDRY AND FORGE TECHNOLOGY	> 30	Platinum
426	NATIONAL SUGAR INSTITUTE	Below 10	Silver
427	NBN SINHGAD TECHNICAL INSTITUTES CAMPUS	Between 11 and 29	Gold
428	NEHRU COLLEGE OF ENGINEERING AND RESEARCH CENTRE	Below 10	Silver
429	NEW DELHI INSTITUTE OF MANAGEMENT	> 30	Platinum
430	NEW HORIZON COLLEGE OF ENGINEERING (E&T)	Below 10	Silver
431	NIRMALA COLLEGE OF PHARMACY	Below 10	Silver
432	NITRA TECHNICAL CAMPUS	Below 10	Silver
433	NITTE MEENAKSHI INSTITUTE OF TECHNOLOGY	> 30	Platinum
434	NKBR COLLEGE OF PHARMACY & RESEARCH CENTRE	Below 10	Silver
435	NMAM INSTITUTE OF TECHNOLOGY, NITTE	> 30	Platinum
436	NOIDA INSTITUTE OF ENGINEERING & TECHNOLOGY	Below 10	Silver
437	NOIDA INSTITUTE OF ENGINEERING AND TECHNOLOGY (MCA INSTITUTE)	Below 10	Silver
438	NORTH EASTERN REGIONAL INSTITUTE OF MANAGEMENT (NERIM)	Below 10	Silver
439	NSHM KNOWLEDGE CAMPUS, DURGAPUR - GROUP OF INSTITUTIONS	Between 11 and 29	Gold
440	NSHM KNOWLEDGE CAMPUS, KOLKATA - GROUP OF INSTITUTIONS	Between 11 and 29	Gold
441	NSS POLYTECHNIC COLLEGE	Below 10	Silver
442	OM KOTHARI INSTITUTE OF MANAGEMENT & RESEARCH	Between 11 and 29	Gold
443	P. E. SOCIETY'S MODERN COLLEGE OF PHARMACY, NIGDI, PUNE-44	> 30	Platinum
444	P.A.C. RAMASAMY RAJA POLYTECHNIC COLLEGE	> 30	Platinum
445	P.A.COLLEGE OF ENGINEERING AND TECHNOLOGY	Below 10	Silver
446	PAAVAI ENGINEERING COLLEGE	> 30	Platinum
447	PAD. DR. D. Y. PATIL INSTITUTE OF ENGINEERING, MANAGEMENT & RESEARCH	Below 10	Silver
448	PADM. DR. D. Y. PATIL COLLEGE OF PHARMACY	Between 11 and 29	Gold
449	PADMABHOOSHAN VASANTRAODADA PATIL INSTITUTE OF TECHNOLOGY	Below 10	Silver
450	PADMABHUSHAN VASANTDADA PATIL PRATISHTHAN'S COLLEGE OF ENGINEERING	Between 11 and 29	Gold

S. No.	Name of Institute	Score Band	Rating
451	PADMASHREE DR. D.Y.PATIL INSTITUTE OF PHARMACY (D.PHARM)	Below 10	Silver
452	PADMASHRI DR. V.B. KOLTE COLLEGE OF ENGINEERING	Below 10	Silver
453	PANIMALAR ENGINEERING COLLEGE	> 30	Platinum
454	PANIMALAR INSTITUTE OF TECHNOLOGY	Below 10	Silver
455	PARK COLLEGE OF ENGINEERING AND TECHNOLOGY	Between 11 and 29	Gold
456	PARUL INSTITUTE OF ENGINEERING & TECHNOLOGY (DIPLOMA STUDIES)	> 30	Platinum
457	PARUL INSTITUTE OF MANAGEMENT	Between 11 and 29	Gold
458	PARUL INSTITUTE OF MANAGEMENT AND RESEARCH	Between 11 and 29	Gold
459	PARUL INSTITUTE OF PHARMACY	> 30	Platinum
460	PARUL INSTITUTE OF PHARMACY AND RESEARCH	> 30	Platinum
461	PARUL INSTITUTE OF TECHNOLOGY	> 30	Platinum
462	PARUL POLYTECHNIC INSTITUTE	Between 11 and 29	Gold
463	PAVAI COLLEGE OF TECHNOLOGY	> 30	Platinum
464	PB SIDDHARTHA COLLEGE OF ARTS & SCIENCE PG STUDIES	> 30	Platinum
465	PEC UNIVERSITY OF TECHNOLOGY	Between 11 and 29	Gold
466	PEOPLES EMPOWERMENT GROUP INTERNATIONAL SCHOOL OF BUSINESS & MEDIA	Between 11 and 29	Gold
467	PES MODERN COLLEGE OF PHARMACY (FOR LADIES), MOSHI, PUNE.	Between 11 and 29	Gold
468	PGP COLLEGE OF ARTS AND SCIENCE	Below 10	Silver
469	PIMPRI CHINCHWAD COLLEGE OF ENGINEERING	Below 10	Silver
470	PIMPRI CHINCHWAD EDUCATION TRUST'S PIMPRI CHINCHWAD COLLEGE OF ENGINEERING AND RESEARCH	Below 10	Silver
471	PIMPRI CHINCHWAD POLYTECHNIC	Between 11 and 29	Gold
472	PONDA EDUCATION SOCIETYS RAJARAM AND TARABAI BANDEKAR COLLEGE OF PHARMACY	Between 11 and 29	Gold
473	POONA COLLEGE OF PHARMACY, ERANDWANE, PUNE	> 30	Platinum
474	POORNIMA COLLEGE OF ENGINEERING	Between 11 and 29	Gold
475	POORNIMA INSTITUTE OF ENGINEERING & TECHNOLOGY	Between 11 and 29	Gold
476	POTTI SRIRAMULU CHALAVADI MALLIKARJUNA RAO COLLEGE OF ENGINEERING AND TECHNOLOGY	Between 11 and 29	Gold
477	PPG INSTITUTE OF TECHNOLOGY	Below 10	Silver
478	PRASAD V POTLURI SIDDHARTHA INSTITUE OF TECHNOLOGY	Between 11 and 29	Gold
479	PRESIDENCY COLLEGE	Between 11 and 29	Gold
480	PRESTIGE INSTITUTE OF INSTITUTE OF MANAGEMENT AND RESEARCH	Below 10	Silver
481	PRESTIGE INSTITUTE OF MANAGEMENT	> 30	Platinum

S. No.	Name of Institute	Score Band	Rating
482	PRIN L N WELINGKAR INSTITUTE OF MANAGEMENT DEVELOPMENT & RESEARCH	Below 10	Silver
483	PRIN. L.N. WELINGKAR INSTITUTE OF MANAGEMENT DEVELOPMENT & RESEARCH	> 30	Platinum
484	PRIN.K.M.KUNDNANI COLLEGE OF PHARMACY	> 30	Platinum
485	PRIYADARSHINI COLLEGE OF ENGINEERING	Between 11 and 29	Gold
486	PRIYADARSHINI J. L. COLLEGE OF PHARMACY	Between 11 and 29	Gold
487	PROF RAM MEGHE COLLEGE OF ENGINEERING & MANAGEMENT	Between 11 and 29	Gold
488	PROF. RAM MEGHE INSTITUTE OF TECHNOLOGY AND RESEARCH	Between 11 and 29	Gold
489	PROGRESSIVE EDUCATION SOCIETY'S MODERN COLLEGE OF ENGINEERING, PUNE	Between 11 and 29	Gold
490	PSG COLLEGE OF TECHNOLOGY	> 30	Platinum
491	PSIT-PRANVEER SINGH INSTITUTE OF TECHNOLOGY	Between 11 and 29	Gold
492	PSIT-PRANVEER SINGH INSTITUTE OF TECHNOLOGY	Between 11 and 29	Gold
493	PSNA COLLEGE OF ENGINEERING AND TECHNOLOGY, DINDIGUL	Between 11 and 29	Gold
494	PT. RAM ADHAR J. TIWARI COLLEGE OF POLYTECHNIC	Below 10	Silver
495	PUNE INSTITUTE OF BUSINESS MANAGEMENT	Below 10	Silver
496	PUSA INSTITUTE OF TECHNOLOGY	Below 10	Silver
497	QUANTUM SCHOOL OF TECHNOLOGY	Between 11 and 29	Gold
498	R E S POLYTECHNIC	Below 10	Silver
499	R J S POLYTECHNIC	Between 11 and 29	Gold
500	R&D CENTRE FOR BICYCLE & SEWING MACHINE	Between 11 and 29	Gold
501	R. C. PATEL INSTITUTE OF PHARMACEUTICAL EDUCATION & RESEARCH	> 30	Platinum
502	R. C. PATEL INSTITUTE OF TECHNOLOGY	Between 11 and 29	Gold
503	R. V. NORTHLAND INSTITUTE	Below 10	Silver
504	R.M.D. ENGINEERING COLLEGE	> 30	Platinum
505	R.M.K. COLLEGE OF ENGINEERING AND TECHNOLOGY	> 30	Platinum
506	R.M.K. ENGINEERING COLLEGE	> 30	Platinum
507	R.V. COLLEGE OF ENGINEERING	Below 10	Silver
508	RAIPUR INSTITUTE OF TECHNOLOGY	Below 10	Silver
509	RAJAGIRI BUSINESS SCHOOL	> 30	Platinum
510	RAJAGIRI COLLEGE OF SOCIAL SCIENCES	> 30	Platinum
511	RAJAGIRI COLLEGE OF SOCIAL SCIENCES - SCHOOL OF MANAGEMENT	> 30	Platinum
512	RAJAGIRI SCHOOL OF ENGINEERING & TECHNOLOGY	Between 11 and 29	Gold
513	RAJALAKSHMI ENGINEERING COLLEGE (ENGINEERING & TECHNOLOGY)	> 30	Platinum

S. No.	Name of Institute	Score Band	Rating
514	RAJARSHI SCHOOL OF MANAGEMENT AND TECHNOLOGY	Below 10	Silver
515	RAJARSHI SHAHU COLLEGE OF PHARMACY	Between 11 and 29	Gold
516	RAJEEV GANDHI MEMORIAL COLLEGE OF ENGINEERING & TECHNOLOGY	Below 10	Silver
517	RAJIV GANDHI COLLEGE OF ENGINEERING	Between 11 and 29	Gold
518	RAJIV GANDHI COLLEGE OF ENGINEERING AND RESEARCH	Below 10	Silver
519	RAJIV GANDHI COLLEGE OF ENGINEERING, RESEARCH AND TECHNOLOGY	Below 10	Silver
520	RAJIV GANDHI INSTITUTE OF TECHNOLOGY	Between 11 and 29	Gold
521	RAMACHANDRA COLLEGE OF ENGINEERING	Between 11 and 29	Gold
522	RAMCO INSTITUTE OF TECHNOLOGY	Between 11 and 29	Gold
523	RATHINAM COLLEGE OF ARTS AND SCIENCE	Between 11 and 29	Gold
524	RATNAPURI INSTITUTE OF TECHNOLOGY - COLLEGE OF POLYTECHNIC	Between 11 and 29	Gold
525	RENAISSANCE INSTITUTE OF MANAGEMENT STUDIES	> 30	Platinum
526	RK UNIVERSITY SCHOOL OF ENGINEERING	Between 11 and 29	Gold
527	ROURKELA INSTITUTE OF MANAGEMENT STUDIES	Between 11 and 29	Gold
528	RUNGTA COLLEGE OF ENGINEERING & TECHNOLOGY	Between 11 and 29	Gold
529	RUSTAMJI INSTITUTE OF TECHNOLOGY	Below 10	Silver
530	RVS INSTITUTE OF MANAGEMENT STUDIES	Between 11 and 29	Gold
531	S B JAIN INSTITUTE OF TECHNOLOGY, MANAGEMENT AND RESEARCH	Below 10	Silver
532	S J C INSTITUTE OF TECHNOLOGY	Below 10	Silver
533	S K R ENGINEERING COLLEGE	Between 11 and 29	Gold
534	S.A.ENGINEERING COLLEGE	> 30	Platinum
535	S.D.M. COLLEGE OF ENGINEERING & TECHNOLOGY	Between 11 and 29	Gold
536	S.PADMAVATHY POLYTECHNIC	Below 10	Silver
537	S.V. INSTITUTE OF MANAGEMENT	Below 10	Silver
538	SACRED HEART INSTITUTE OF MANAGEMENT & TECHNOLOGY	Below 10	Silver
539	SAGAR GROUP OF INSTITUTIONS	Between 11 and 29	Gold
540	SAGI RAMAKRISHNAM RAJU ENGINEERING COLLEGE	> 30	Platinum
541	SAHRDAYA COLLEGE OF ENGINEERING & TECHNOLOGY	Below 10	Silver
542	SAINTGITS COLLEGE OF ENGINEERING	Between 11 and 29	Gold
543	SAKTHI INSTITUTE OF INFORMATION AND MANAGEMENT STUDIES	Below 10	Silver
544	SAMRAT ASHOK TECHNOLOGICAL INSTITUTE	Below 10	Silver
545	SANDIP FOUNDATION'S, SANDIP POLYTECHNIC	Between 11 and 29	Gold
546	SANDIP INSTITUTE OF ENGINEERING & MANAGEMENT	Below 10	Silver

S. No.	Name of Institute	Score Band	Rating
547	SANIVANI RURAL EDUCATION SOCIETY'S SANJIVANI COLLEGE OF ENGINEERING	> 30	Platinum
548	SANTHIRAM COLLEGE OF PHARMACY	Between 11 and 29	Gold
549	SANTHIRAM ENGINEERING COLLEGE	Between 11 and 29	Gold
550	SARABHAI INSTITUTE OF SCIENCE AND TECHNOLOGY	Between 11 and 29	Gold
551	SARDAR PATEL COLLEGE OF TECHNOLOGY(B.PHRRMACY)	Between 11 and 29	Gold
552	SAT KABIR INSTITUTE OF TECHNOLOGY & MANAGEMENT	Below 10	Silver
553	SATYAM INTERNATIONAL INSTITUTE OF TECHNOLOGY	Below 10	Silver
554	SAVEETHA ENGINEERING COLLEGE	Between 11 and 29	Gold
555	SBRR MAHAJANA FIRST GRADE COLLEGE, PG WING,MYSORE	Between 11 and 29	Gold
556	SCHOOL OF DIPLOMA ENGINEERING	Below 10	Silver
557	SCHOOL OF ENGINEERING & TECHNOLOGY	Between 11 and 29	Gold
558	SCHOOL OF ENGINEERING AND TECHNOLOGY	Below 10	Silver
559	SCHOOL OF MANAGEMENT	> 30	Platinum
560	SCHOOL OF MANAGEMENT STUDIES, NAGALAND UNIVERSITY	Below 10	Silver
561	SCHOOL OF MINES	Below 10	Silver
562	SCHOOL OF PHARMACY AND EMERGING SCIENCES	Between 11 and 29	Gold
563	SCHOOL OF PHARMACY,CHOUKSEY ENGINEERING COLLEGE	Between 11 and 29	Gold
564	SCMS SCHOOL OF ENGINEERING & TECHNOLOGY	Below 10	Silver
565	SCOPE COLLEGE OF ENGINEERING, BHOPAL	Between 11 and 29	Gold
566	SCTR'S PUNE INSTITUTE OF COMPUTER TECHNOLOGY	> 30	Platinum
567	SENGUNTHAR COLLEGE OF ENGINEERING	Between 11 and 29	Gold
568	SENGUNTHAR ENGINEERING COLLEGE	Between 11 and 29	Gold
569	SETH JAI PARKASH MUKAND LAL INSTITUTE OF ENGINEERING & TECHNOLOGY	Between 11 and 29	Gold
570	SETHU INSTITUTE OF TECHNOLOGY	> 30	Platinum
571	SF'S SANDIP INSTITUTE OF TECHNOLOGY AND RESEARCH CENTRE	Between 11 and 29	Gold
572	SGSPS, INSTITUTE OF PHARMACY	Below 10	Silver
573	SHAHEED BHAGAT SINGH STATE TECHNICAL CAMPUS	Below 10	Silver
574	SHANKERLAL DHANRAJ SIGNODIA COLLEGE OF ARTS & COMMERCE & P.G CENTRE	Below 10	Silver
575	SHANKERSINH VAGHELA BAPU TECHNICAL CAMPUS	Below 10	Silver
576	SHANTI EDUCATION SOCIETY'S, A.G. PATIL INSTITUTE OF TECHNOLOGY	Below 10	Silver
577	SHARAD INSTITUTE OF TECHNOLOGY COLLEGE OF ENGINEERING	Below 10	Silver
578	SHIVAJIRAO S JONDALE COLLEGE OF ENGINEERING	Below 10	Silver
579	SHIVALIK COLLEGE OF ENGINEERING	Between 11 and 29	Gold

S. No.	Name of Institute	Score Band	Rating
580	SHREE CHANAKYA EDUCATION SOCIETY'S INDIRA COLLEGE OF PHARMACY	> 30	Platinum
581	SHREE DHANVANTARY PHARMACY COLLEGE	Below 10	Silver
582	SHREE NARANJIBHAI LALBHAI PATEL COLLEGE OF PHARMACY	Below 10	Silver
583	SHREE RAMCHANDRA COLLEGE OF ENGINEERING	Between 11 and 29	Gold
584	SHREE RAYESHWAR INSTITUTE OF ENGINEERING AND INFORMATION TECHNOLOGY	Below 10	Silver
585	SHRI GURU GOBIND SINGHJI INSTITUTE OF ENGINEERING AND TECHNOLOGY	Below 10	Silver
586	SHRI MATA VAISHNO DEVI UNIVERSITY	Between 11 and 29	Gold
587	SHRI RAMDEOBABA COLLEGE OF ENGINEERING AND MANAGEMENT	Below 10	Silver
588	SHRI RAMDEVI RAMDAYAL TRIPATHI MAHILAPOLYTECHNIC SAKET NAGAR KANPUR	Below 10	Silver
589	SHRI RAWATPURA SARKAR INSTITUTE OF PHARMACY	Below 10	Silver
590	SHRI SAI POLYTECHNIC	Below 10	Silver
591	SHRI SANT GAJANAN MAHARAJ COLLEGE OF ENGINEERING	Below 10	Silver
592	SHRI VISHNU COLLEGE OF PHARMACY	> 30	Platinum
593	SHRI VISHNU ENGINEERING COLLEGE FOR WOMEN	Between 11 and 29	Gold
594	SHRI. DATTA MEGHE COLLEGE OF ARCHITECTURE	Below 10	Silver
595	SHRIDEVI INSTITUTE OF ENGINEERING AND TECHNOLOGY	Below 10	Silver
596	SHUSHRUTI INSTITUTE OF MANAGEMENT STUDIES	Between 11 and 29	Gold
597	SIDDAGANGA INSTITUTE OF TECHNOLOGY	Between 11 and 29	Gold
598	SIDDAGANGA INSTITUTE OF TECHNOLOGY	Between 11 and 29	Gold
599	SIDDAGANGA INSTITUTE OF TECHNOLOGY - MBA	Between 11 and 29	Gold
600	SIDDHANT INSTITUTE OF BUSINESS MANAGEMENT	Below 10	Silver
601	SIDDHARTHA INSTITUTE OF PHARMACY	Below 10	Silver
602	SIES GRADUATE SCHOOL OF TECHNOLOGY	Between 11 and 29	Gold
603	SIKKIM MANIPAL INSTITUTE OF TECHNOLOGY	Below 10	Silver
604	SINHGAD INSTITUTE OF MANAGEMENT	> 30	Platinum
605	SINHGAD INSTITUTE OF MANAGEMENT, (MBA PROGRAMME)	Below 10	Silver
606	SINHGAD INSTITUTE OF PHARMACEUTICAL SCIENCES, LONAVALA	Between 11 and 29	Gold
607	SINHGAD INSTITUTE OF PHARMACY	> 30	Platinum
608	SINHGAD TECHNICAL EDUCATION SOCIETY'S SINHGAD COLLEGE OF PHARMACY	Below 10	Silver
609	SIR VISVESVARAYA INSTITUTE OF TECHNOLOGY	Below 10	Silver
610	SITYOG INSTITUTE OF TECHNOLOGY	Below 10	Silver
611	SIVA SIVANI INSTITUTE OF MANAGEMENT	Below 10	Silver



S. No.	Name of Institute	Score Band	Rating
612	SMRITI COLLEGE OF PHARMACEUTICAL EDUCATION	> 30	Platinum
613	SMT. B.SEETHA POLYTECHNIC	Between 11 and 29	Gold
614	SMT. KISHORITAI BHOYAR COLLEGE OF PHARMACY	> 30	Platinum
615	SMT. VANITABEN BACHUBHAI NANDOLA M.B.A. COLLEGE	Below 10	Silver
616	SMT. VANITABEN BACHUBHAI NANDOLA MCA COLLEGE	Below 10	Silver
617	SMT.L.V.(GOVT.) POLYTECHNIC	Below 10	Silver
618	SMT.SHARADCHANDRIKA SURESH PATIL COLLEGE OF PHARMACY, CHOPDA	Below 10	Silver
619	SNGIST GROUP OF INSTITUTIONS	Between 11 and 29	Gold
620	SNJBS LATE SAU. KANTABAI BHAVARLALJI JAIN COLLEGE OF ENGINEERING	Between 11 and 29	Gold
621	SNS COLLEGE OF ENGINEERING	Between 11 and 29	Gold
622	SNS COLLEGE OF TECHNOLOGY	> 30	Platinum
623	SOCIETY OF ADVANCED MANAGEMENT STUDIES, INSTITUTE OF TECHNOLOGY	Below 10	Silver
624	SONA COLLEGE OF TECHNOLOGY	> 30	Platinum
625	SPHOORTHY ENGINEERING COLLEGE	Below 10	Silver
626	SR GROUP OF INSTITUTIONS	Below 10	Silver
627	SREE SARASWATHI THYAGARAJA COLLEGE	Between 11 and 29	Gold
628	SREE SASTHA INSTITUTE OF ENGINEERING AND TECHNOLOGY	Between 11 and 29	Gold
629	SREE VIDYANIKETHAN COLLEGE OF PHARMACY	Between 11 and 29	Gold
630	SREE VIDYANIKETHAN ENGINEERING COLLEGE	> 30	Platinum
631	SREENIDHI INSTITUTE OF SCIENCE & TECHNOLOGY	Between 11 and 29	Gold
632	SRI SHAKTHI INSTITUTE OF ENGINEERING AND TECHNOLOGY	Between 11 and 29	Gold
633	SRI INDU COLLEGE OF ENGINEERING & TECHNOLOGY	Below 10	Silver
634	SRI KALISWARI INSTITUTE OF MANAGEMENT AND TECHNOLOGY	> 30	Platinum
635	SRI KARPAGA POLYTECHNIC COLLEGE	Below 10	Silver
636	SRI KRISHNA COLLEGE OF ENGINEERING AND TECHNOLOGY	> 30	Platinum
637	SRI KRISHNA COLLEGE OF ENGINEERING AND TECHNOLOGY	> 30	Platinum
638	SRI KRISHNA COLLEGE OF ENGINEERING AND TECHNOLOGY	> 30	Platinum
639	SRI KRISHNA COLLEGE OF TECHNOLOGY	> 30	Platinum
640	SRI KRISHNA COLLEGE OF TECHNOLOGY	> 30	Platinum
641	SRI MANAKULA VINAYAGAR ENGINEERING COLLEGE	Below 10	Silver
642	SRI MUTHUKUMARAN INSTITUTE OF TECHNOLOGY	Between 11 and 29	Gold
643	SRI RAMACHANDRA COLLEGE OF PHARMACY	> 30	Platinum
644	SRI RAMAKRISHNA ENGINEERING COLLEGE	> 30	Platinum
645	SRI RAMAKRISHNA INSTITUTE OF TECHNOLOGY	Between 11 and 29	Gold

S. No.	Name of Institute	Score Band	Rating
646	SRI SAI RAM ENGINEERING COLLEGE	> 30	Platinum
647	SRI SAI RAM ENGINEERING COLLEGE (MBA)	> 30	Platinum
648	SRI SAI RAM INSTITUTE OF TECHNOLOGY	> 30	Platinum
649	SRI SARADA COLLEGE FOR WOMEN	Below 10	Silver
650	SRI SIVASUBRMANIYA NADAR COLLEGE OF ENGINEERING	Between 11 and 29	Gold
651	SRI SRI UNIVERSITY - FACULTY OF MANAGEMENT STUDIES	Below 10	Silver
652	SRI VASAVI ENGINEERING COLLEGE	Below 10	Silver
653	SRI VELLAPPALLY NATESAN COLLEGE OF ENGINEERING	Below 10	Silver
654	SRI VENKATESHWARA COLLEGE OF ENGINEERING	Below 10	Silver
655	SRI VENKATESHWARA POLYTECHNIC	Below 10	Silver
656	SRI VENKATESHWARA COLLEGE OF COMPUTER APPLICATIONS AND MANAGEMENT	Below 10	Silver
657	SRI VENKATESHWARA COLLEGE OF ENGINEERING	> 30	Platinum
658	SRI VENKATESHWARA INSTITUTE OF INFORMATION TECHNOLOGY AND MANAGEMENT	Below 10	Silver
659	SRINIVASARAO COLLEGE OF PHARMACY	> 30	Platinum
660	ST. JOSEPH ENGINEERING COLLEGE	Between 11 and 29	Gold
661	ST. PETER'S COLLEGE OF ENGINEERING AND TECHNOLOGY	Between 11 and 29	Gold
662	ST. VINCENT PALLOTTI COLLEGE OF ENGG. & TECHNOLOGY, NAGPUR	Below 10	Silver
663	ST. XAVIER'S TECHNICAL INSTITUTE	Below 10	Silver
664	ST. JOSEPH COLLEGE OF ENGINEERING	Between 11 and 29	Gold
665	ST. XAVIER INSTITUTE OF PHARMACY	> 30	Platinum
666	SURABHI DAYAKAR RAO COLLEGE OF PHARMACY	> 30	Platinum
667	SURYADATTA INSTITUTE OF MANAGEMENT AND MASS COMMUNICATION	> 30	Platinum
668	SVERI'S COLLEGE OF ENGINEERING, PANDHARPUR	Between 11 and 29	Gold
669	SVKM'S DR. BHANUBEN NANAVATI COLLEGE OF PHARMACY	Between 11 and 29	Gold
670	SWAMI SAHAJANAND SCHOOL OF MANAGEMENT	Between 11 and 29	Gold
671	SWAMI SARVANAND INSTITUTE OF ENGINEERING & TECHNOLOGY	Below 10	Silver
672	SWAMI SARVANAND INSTITUTE OF MANAGEMENT & TECHNOLOGY	Between 11 and 29	Gold
673	SWAMI SARVANAND INSTITUTE OF MANAGEMENT & TECHNOLOGY-(MCA)	> 30	Platinum
674	SWAMI SATYANAND COLLEGE OF MANAGEMENT AND TECHNOLOGY	Below 10	Silver
675	SWAMI VIVEKANAND INSTITUTE OF TECHNOLOGY, SAGAR	Between 11 and 29	Gold

S. No.	Name of Institute	Score Band	Rating
676	SWVSM'S TATYASAHEB KORE INSTITUTE OF ENGINEERING AND TECHNOLOGY	> 30	Platinum
677	T.K.M INSTITUTE OF TECHNOLOGY	Below 10	Silver
678	TECHNIQUE POLYTECHNIC INSTITUTE	Below 10	Silver
679	TECHNO INDIA-BATANAGAR	Between 11 and 29	Gold
680	TEEGALA KRISHNA REDDY COLLEGE OF PHARMACY	Between 11 and 29	Gold
681	TERNA PUBLIC CHARITABLE TRUST'S TERNA ENGINEERING COLLEGE	> 30	Platinum
682	TEZPUR UNIVERSITY	Below 10	Silver
683	THADOMAL SHAHANI ENGINEERING COLLEGE	Below 10	Silver
684	THAKUR COLLEGE OF ENGINEERING & TECHNOLOGY	> 30	Platinum
685	THAKUR INSTITUTE OF MANAGEMENT STUDIES AND RESEARCH	> 30	Platinum
686	THDC INSTITUTE OF HYDRO POWER ENGINEERING AND TECHNOLOGY	Below 10	Silver
687	THE AMERICAN COLLEGE	Between 11 and 29	Gold
688	THE NEW HORIZONS INSTITUTE OF TECHNOLOGY	Below 10	Silver
689	THE OXFORD COLLEGE OF ENGINEERING	Below 10	Silver
690	THE OXFORD COLLEGE OF ENGINEERING - MBA PROGRAMME	Between 11 and 29	Gold
691	THE OXFORD COLLEGE OF ENGINEERING - (MCA)	Between 11 and 29	Gold
692	THIAGARAJAR COLLEGE OF ENGINEERING	> 30	Platinum
693	THIAGARAJAR POLYTECHNIC COLLEGE	> 30	Platinum
694	TKM COLLEGE OF ENGINEERING	Below 10	Silver
695	TOLANI MOTWANE INSTITUTE OF MANAGEMENT STUDIES	Between 11 and 29	Gold
696	TSSM'S BHIVARABAI SAWANT COLLEGE OF ENGINEERING AND RESEARCH	Between 11 and 29	Gold
697	TULI COLLEGE OF HOTEL MANAGEMENT	Between 11 and 29	Gold
698	TULSIRAMJI GAIKWAD-PATIL COLLEGE OF ENGINEERING AND TECHNOLOGY	Between 11 and 29	Gold
699	UDAY PRASAD UDAY GOVERNMENT POLYTECHNIC, DURG	Below 10	Silver
700	UDAYBHANSINHI REGIONAL INSTITUTE OF CO-OPERATIVE MANAGEMENT	Below 10	Silver
701	UKF COLLEGE OF ENGINEERING & TECHNOLOGY	Between 11 and 29	Gold
702	UNIVERSITY B D T COLLEGE OF ENGINEERING	Below 10	Silver
703	UNIVERSITY COLLEGE OF TECHNOLOGY	Between 11 and 29	Gold

S. No.	Name of Institute	Score Band	Rating
704	UNIVERSITY INSTITUTE OF ENGINEERING (UIE), GHARUAN	> 30	Platinum
705	UNIVERSITY INSTITUTE OF ENGINEERING AND TECHNOLOGY	Between 11 and 29	Gold
706	UNIVERSITY INSTITUTE OF SCIENCE AND TECHNOLOGY	Below 10	Silver
707	UNIVERSITY POLYTECHNIC, BIT, MESRA	Below 10	Silver
708	UTTAM INSTITUTE OF MANAGEMENT STUDIES	Below 10	Silver
709	UTTAR PRADESH TEXTILE TECHNOLOGY INSTITUTE KANPUR	Below 10	Silver
710	V V COLLEGE OF ENGINEERING	Between 11 and 29	Gold
711	V.E.T.B.V.L. POLYTECHNIC	Below 10	Silver
712	V.R.S. COLLEGE OF ENGINEERING AND TECHNOLOGY	Between 11 and 29	Gold
713	VAIKUNTH MEHTA NATIONAL INSTITUTE OF COOPERATIVE MANAGEMENT	> 30	Platinum
714	VAISHALI INSTITUTE OF BUSINESS & RURAL MANAGEMENT	Below 10	Silver
715	VAISHNO COLLEGE OF ENGINEERING	Between 11 and 29	Gold
716	VALIA POLYTECHNIC COLLEGE	Below 10	Silver
717	VALLIAMMAI ENGINEERING COLLEGE	Between 11 and 29	Gold
718	VARDHAMAN COLLEGE OF ENGINEERING	> 30	Platinum
719	VASAVI COLLEGE OF ENGINEERING	Between 11 and 29	Gold
720	VASIREDDY VENKATADRI INSTITUTE OF TECHNOLOGY	Below 10	Silver
721	VEDAVYASA INSTITUTE OF TECHNOLOGY	Below 10	Silver
722	VEL TECH	> 30	Platinum
723	VEL TECH HIGH TECH DR. RANGARAJAN DR. SAKUNTHALA ENGINEERING COLLEGE	> 30	Platinum
724	VEL TECH MULTI TECH DR. RANGARAJAN DR. SAKUNTHALA ENGINEERING COLLEGE	> 30	Platinum
725	VELAGAPUDI RAMAKRISHNA SIDDHARTHA ENGINEERING COLLEGE	> 30	Platinum
726	VELALAR COLLEGE OF ENGINEERING AND TECHNOLOGY	Below 10	Silver
727	VELAMMAL COLLEGE OF ENGINEERING & TECHNOLOGY	Between 11 and 29	Gold
728	VENNELA INSTITUTE OF BUSINESS ADMINISTRATION	Below 10	Silver
729	VIDYA BHARATI MAHAVIDYALAYA, DEPARTMENT OF RESEARCH & PG STUDIES AND MANAGEMENT	Below 10	Silver
730	VIDYA JYOTHI INSTITUTE OF TECHNOLOGY	Below 10	Silver
731	VIDYA PRASARAK MANDAL'S POLYTECHNIC, THANE	Below 10	Silver
732	VIDYA PRATISHTHAN'S KAMALNAYAN BAJAJ INSTITUTE OF ENGINEERING & TECHNOLOGY, BARAMATI	Below 10	Silver

S. No.	Name of Institute	Score Band	Rating
733	VIDYA PRATISHTHANS INSTITUTE OF INFORMATION TECHNOLOGY	Below 10	Silver
734	VIDYAVARDHAKA COLLEGE OF ENGINEERING	Between 11 and 29	Gold
735	VIDYAVARDHAKA POLYTECHNIC - 488	Below 10	Silver
736	VIGNAN'S INSTITUTE OF INFORMATION TECHNOLOGY	Between 11 and 29	Gold
737	VINAYAKA COLLEGE OF PHARMACY	Between 11 and 29	Gold
738	VISHNU INSTITUTE OF PHARMACEUTICAL EDUCATION AND RESEARCH	> 30	Platinum
739	VISHNU INSTITUTE OF TECHNOLOGY	Between 11 and 29	Gold
740	VISHWAKARMA GOVERNMENT ENGINEERING COLLEGE, CHANDKHEDA	Between 11 and 29	Gold
741	VISHWAKARMA INSTITUTE OF INFORMATION TECHNOLOGY	Between 11 and 29	Gold
742	VIVEKANAND EDUCATION SOCIETY'S COLLEGE OF PHARMACY	> 30	Platinum
743	VIVEKANAND EDUCATION SOCIETY'S INSTITUTE OF MANAGEMENT STUDIES AND RESEARCH	Between 11 and 29	Gold
744	VIVEKANANDA INSTITUTE OF TECHNOLOGY AND SCIENCE	Below 10	Silver
745	VIVEKANANDHA INSTITUTE OF INFORMATION AND MANAGEMENT STUDIES	> 30	Platinum
746	VIVEKANANDHA INSTITUTE OF INFORMATION AND MANAGEMENT STUDIES	Between 11 and 29	Gold
747	VNR VIGNANA JYOTHI INSTITUTE OF ENGINEERING & TECHNOLOGY	> 30	Platinum
748	VPM'S DR. V.N.BEDEKAR INSTITUTE OF MANAGEMENT STUDIES	Between 11 and 29	Gold
749	WALCHAND INSTITUTE OF TECHNOLOGY	> 30	Platinum
750	WELCOMGROUP GRADUATE SCHOOL OF HOTEL ADMINISTRATION	Between 11 and 29	Gold
751	XAVIER INSTITUTE OF MANAGEMENT & ENTREPRENEURSHIP	Between 11 and 29	Gold
752	Y. B. CHAVAN COLLEGE OF PHARMACY	Between 11 and 29	Gold
753	YASHODA TECHNICAL CAMPUS SATARA	Below 10	Silver
754	YAVATMAL ZILLA VIKAS SAMITI'S PATALDHAMAL WADHWANI COLLEGE OF PHARMACY	Below 10	Silver
755	ZAGDU SINGH CHARITABLE TRUST'S THAKUR POLYTECHNIC	Below 10	Silver

# Appendix 2

**Appendix 2:** For the first time in the seven year history of AICTE-CII Survey, the list of top 400-odd companies which are working with institutions is being produced in this report. For each question in the survey, for which institutes have to explain their industry linkages, they have to first mention the name of the company with which a particular activity was conducted. Names of each and every industry representative along with the names of faculty and students are asked from institutes so that the chances of random throwing of facts are minimal. The list given here is only indicative and is by no means exhaustive. The actual data for this fact ran into lakhs of rows and it became impossible at one point to represent it in any meaningful manner. An attempt is still being made to give an idea of the top companies which are working closely with institutions. More insights into this data will be possible if big data companies or institutions volunteer to support this exercise. Those interested in handling the analytics may get in touch with CII at [shalini.sharma@cii.in](mailto:shalini.sharma@cii.in)

S. No.	Company name	Number of times it was listed by institutions in the AICTE-CII Survey
1	TATA CONSULTANCY SERVICES	1494
2	WIPRO	1186
3	INFOSYS	1178
4	BSNL	1123
5	BHARAT HEAVY ELECTRICALS LTD	1032
6	IBM	975
7	TECH MAHENDRA	881
8	HCL TECHNOLOGIES	847
9	COGNIZANT	629
10	ROBERT BOSCH	552
11	ACCENTURE	509
12	HDFC	509
13	ASHOK LEYLAND LTD	494
14	AMAZON	493
15	BHARAT SANCHAR NIGAM LIMITED	492
16	SIEMENS LTD	483
17	AXIS BANK	480
18	RELIANCE INDUSTRIES	478
19	ACTION SPRINGS [INDIA] PVT. LTD.	450
20	ISRO	442
21	MAHINDRA & MAHINDRA LTD.	424
22	L&T	416
23	TATA MOTORS	416

S. No.	Company name	Number of times it was listed by institutions in the AICTE-CII Survey
24	CAPGEMINI	411
25	NTPC LIMITED	394
26	UNIQ TECHNOLOGIES	388
27	MPHASIS	386
28	GENPACT	362
29	ITC LTD	359
30	HEWLETT PACKARD	353
31	ALL INDIA RADIO	351
32	STEEL AUTHORITY OF INDIA	351
33	SUTHERLAND GLOBAL SERVICES	335
34	L&T INFOTECH	330
35	INDIAN OIL CORPORATION LTD.	319
36	JARO EDUCATION	318
37	DOORDARSHAN	310
38	ICICI BANK	304
39	JUST DIAL	304
40	MINDTREE	294
41	NIIT TECHNOLOGIES	284
42	SYNTEL	281
43	VODAFONE	281
44	EUREKA FORBES	279
45	BHARAT ELECTRONICS LTD	267
46	CTS	267
47	TATA STEEL	262
48	AIRPORTS AUTHORITY OF INDIA	252
49	KAASHIV INFOTECH	252
50	LARSEN & TOUBRO	251
51	NTT DATA	251
52	ONGC	250
53	SOUTHERN RAILWAYS	243
54	NATIONAL INSTRUMENTS	240
55	CDAC	230
56	ZENSAR TECHNOLOGIES	227
57	CSS CORP	224
58	ORACLE	222

S. No.	Company name	Number of times it was listed by institutions in the AICTE-CII Survey
59	KOTAK MAHINDRA BANK	221
60	ZOHO CORPORATION	218
61	SBI	214
62	HEXAWARE TECHNOLOGIES	213
63	DELOITTE	209
64	HAL	209
65	INDIAN RAILWAYS	203
66	MICROSOFT	202
67	VEE TECHNOLOGIES	201
68	TEXAS INSTRUMENTS	199
69	KELTRON	198
70	IDEA CELLULAR LTD	197
71	AIRTEL	196
72	ABB LTD	195
73	ARICENT	195
74	HCL INFOSYSTEMS	194
75	MARUTI SUZUKI INDIA LTD	191
76	GODREJ & BOYCE	187
77	BRAKES INDIA LTD	186
78	ULTRATECH CEMENT LTD.	185
79	BHARAT FORGE	184
80	CMC LTD	183
81	MU SIGMA	181
82	ICICI SECURITIES	175
83	KPMG	175
84	BLUE STAR	174
85	HYUNDAI MOTOR INDIA LTD	174
86	CHENNAI PORT TRUST	173
87	HINDUSTAN AERONAUTICS LTD.	173
88	TVS MOTORS	172
89	INDUSIND BANK	171
90	BIRLA SUN LIFE INSURANCE	168
91	INTEGRAL COACH FACTORY	164
92	IDBI BANK	163
93	CODEBIND TECHNOLOGIES	160



S. No.	Company name	Number of times it was listed by institutions in the AICTE-CII Survey
94	BIOCON INDIA LIMITED	159
95	BEL	158
96	ROYAL ENFIELD	158
97	BHARTI AIRTEL	157
98	POLARIS	153
99	TAMIL NADU ELECTRICITY BOARD	152
100	BHARAT PETROLEUM CORP LTD	149
101	VOLTAS	149
102	KARVY	148
103	NAUKRI.COM	148
104	TANGEDCO	147
105	CISCO	146
106	HONEYWELL	145
107	JSW STEEL LTD	145
108	FUTURE GROUP	143
109	WHEELS INDIA	143
110	ASIAN PAINTS	142
111	METTUR THERMAL POWER PLANT	141
112	SCHNEIDER ELECTRIC	141
113	ACC CEMENT	140
114	LUPIN	140
115	APOLLO TYRES	139
116	BERGER PAINTS	139
117	PERSISTENT SYSTEMS	139
118	AON HEWITT	138
119	INAUTIX TECHNOLOGIES	138
120	ICICI PRUDENTIAL	136
121	DELHI METRO RAIL CORPORATION	135
122	RELIANCE JIO	135
123	ERNST & YOUNG	133
124	L&T CONSTRUCTION	133
125	VIRTUSA	133
126	CEASEFIRE INDUSTRIES LTD.	132
127	AMDOCS	131
128	BYJU'S	131

S. No.	Company name	Number of times it was listed by institutions in the AICTE-CII Survey
129	TATA CHEMICALS LTD	131
130	TIMES OF INDIA	129
131	LAKSHMI MACHINE WORKS LTD	128
132	CANARA BANK	127
133	KIRLOSKAR OIL ENGINES LIMITED	127
134	HMT	126
135	TATA TECHNOLOGIES	124
136	BHABA ATOMIC RESEARCH CENTER	122
137	NSIC	122
138	UST GLOBAL	122
139	AXIS GLOBAL AUTOMATION	121
140	BANK OF BARODA	121
141	NUCLEAR POWER CORPORATION OF INDIA LIMITED	121
142	CIPLA	120
143	RELIANCE COMMUNICATIONS	120
144	ECIL	119
145	ADITYA BIRLA GROUP	114
146	NESTLE INDIA	114
147	CROMPTON GREAVES	113
148	CUMMINS INDIA	113
149	FORCE MOTORS LTD	113
150	TATA COMMUNICATION	113
151	PANTECH SOLUTIONS	112
152	APOLLO HOSPITALS	111
153	IDBI FEDERAL LIFE INSURANCE	111
154	TATA POWER	111
155	SAMSUNG	109
156	XL DYNAMICS	108
157	EINFOCHIPS	106
158	NEYVELI LIGNITE CORPORATION	106
159	RADIANT SOLAR PVT LRD	106
160	THERMAX	106
161	YES BANK	106
162	ATLAS COPCO	105
163	DECATHLON	105

S. No.	Company name	Number of times it was listed by institutions in the AICTE-CII Survey
164	99 ACRES.COM	104
165	CSC	104
166	FEDERAL BANK	104
167	HGS	104
168	BHILAI STEEL PLANT	103
169	BITWISE	103
170	ERICSSON	103
171	MOTHER DAIRY	103
172	FORD INDIA PVT LTD	102
173	SHAREKHAN	102
174	LIVEWIRE	101
175	PUNJAB NATIONAL BANK	101
176	UNISYS	101
177	COCA COLA	100
178	SAP	100
179	TAFE	100
180	VI MICROSYSTEMS	100
181	BPCL	99
182	COREEL TECHNOLOGIES	99
183	RADIO ASTRONOMY CENTRE	99
184	BIG BAZAAR	98
185	KTPS	98
186	NVIDIA	98
187	BAJAJ CAPITAL	97
188	HSBC	97
189	INTEL	96
190	ELGI EQUIPMENTS LIMITED	95
191	PAYODA TECHNOLOGIES	95
192	SALEM STEEL PLANT	95
193	AIR INDIA	93
194	BGR ENERGY SYSTEMS LTD	93
195	HPCL	93
196	RENAULT NISSAN	92
197	VIDEOCON	92
198	BARC	91

S. No.	Company name	Number of times it was listed by institutions in the AICTE-CII Survey
199	CITY UNION BANK	91
200	FLIPKART	91
201	INDO GERMAN TOOL ROOM	91
202	KPIT	91
203	PRASAR BHARTI	91
204	ADP	90
205	KAAR TECHNOLOGIES	90
206	WOCKHARDT	90
207	ECLERX	89
208	LUCAS TVS	89
209	CAFE COFFEE DAY	88
210	AQUASUB ENGINEERING	87
211	DELL	87
212	IFFCO	87
213	POWER GRID CORPORATION OF INDIA LTD	87
214	PRICOL LIMITED	87
215	CRISIL	86
216	IGCAR	86
217	ITC INFOTECH	86
218	SOBHA DEVELOPERS	86
219	CARBORUNDUM UNIVERSAL LIMITED	85
220	HDFC LIFE	85
221	MAHINDRA FINANCE	85
222	EPIC RESEARCH	84
223	HINDUJA GLOBAL SOLUTIONS	84
224	ATOS	83
225	GLENMARK PHARMACEUTICALS	83
226	IVTL INFOVIEW TECHNOLOGIES PVT LTD	83
227	AMBUJA CEMENT	82
228	DUCAT	82
229	GLOBAL LOGIC	82
230	ODESSA TECHNOLOGIES	82
231	BHUSHAN STEEL LIMITED	81
232	SANMAR GROUP	81
233	AAVIN	80

S. No.	Company name	Number of times it was listed by institutions in the AICTE-CII Survey
234	BEML	80
235	COLLABERA	80
236	KKM SOFT	80
237	MAQ SOFTWARE	80
238	THERMAL POWER PLANT	80
239	INTERNSHALA	79
240	FORBES MARSHALL	78
241	GOODWIN MOTORS	78
242	MAVERIC SYSTEMS	78
243	PAYTM	78
244	AMUL	76
245	ANGEL BROKING	76
246	CADEPLOY	76
247	INDIA INFOLINE	76
248	NATIONAL INFORMATICS CENTRE	76
249	NLC	76
250	ABILE TECHNOLOGIES	75
251	PEPSICO	75
252	TATA ELXSI	75
253	INDIA MART	74
254	OYO ROOMS	74
255	PHILIPS	74
256	SEED INFOTECH	74
257	APTRANSCO	73
258	BAJAJ ALLIANZ	73
259	BASF	72
260	CRI PUMPS	72
261	FISERV	72
262	PWC	72
263	ASPIRE SYSTEMS	71
264	BAJAJ AUTO	71
265	DIRECTI	71
266	SALZER ELECTRONICS	71
267	VIZAG STEEL PLANT	71
268	QSPIDERS	70

S. No.	Company name	Number of times it was listed by institutions in the AICTE-CII Survey
269	AIRCEL	69
270	ALSTOM	69
271	ASM ELECTRONICS	69
272	SAINT GOBAIN	69
273	TECHNOCRAT AUTOMATION	69
274	TRIDENT GROUP	69
275	BANK OF INDIA	68
276	HINDALCO	68
277	CAPITAL IQ	67
278	CAPITAL VIA	67
279	BANK OF MAHARASHTRA	66
280	SAPIENT	66
281	IGATE	65
282	LIC LIFE PLUS	65
283	AMMARUN FOUNDRIES	64
284	BARCLAYS	64
285	DATA PATTERNS	64
286	EFFTRONICS	64
287	HINDUSTAN TIMES	64
288	QUEST GLOBAL	64
289	SOUTH CENTRAL RAILWAY	64
290	STANDARD CHARTERED BANK	64
291	THE HINDU	64
292	VEDANTA	64
293	ZYDUS CADILA	64
294	APPASAMY ASSOCIATES	63
295	CITIBANK	63
296	HT MEDIA	63
297	ROYAL BANK OF SCOTLAND	63
298	SHOPPERS STOP	63
299	SPIC	63
300	TITAN	63
301	VERNALIS	63
302	VIKRAM SARABHAI SPACE CENTER	63
303	VOLKSWAGEN INDIA	63

S. No.	Company name	Number of times it was listed by institutions in the AICTE-CII Survey
304	ALLSEC TECHNOLOGIES	62
305	DODDABETTA TEA FACTORY	62
306	ERA GROUP	62
307	INDIAN BANK	62
308	JUSPAY	62
309	NEWGEN	62
310	ONEYES TECHNOLOGIES	62
311	THE RAMCO CEMENTS LIMITED	62
312	FOCUZ INFOTECH	61
313	INDIAN OVERSEAS BANK	61
314	INTERGLOBE TECHNOLOGIES	61
315	JETKING	61
316	JOHNSON CONTROLS	61
317	TWAD BOARD	61
318	CGI	60
319	CYIENT	60
320	ETHNUS	60
321	GSECL	60
322	MAHINDRA SATYAM	60
323	PROPULSION TECHNOLOGIES	60
324	SHANTHI GEARS	60
325	BIRLA SOFT	59
326	CPWD	59
327	DECCAN INDUSTRIES	59
328	GABRIEL INDIA LIMITED	59
329	GLOBAL TECHNO SOLUTIONS	59
330	VERIZON	59
331	ZEALOUS SERVICES	59
332	ACCENT TECHNO SOFT	58
333	TNSTC	58
334	AMERICAN EXPRESS	57
335	CAPITAL FIRST	57
336	GURURAJ ENGINEERS	57
337	HFFC	57
338	NOKIA	57

S. No.	Company name	Number of times it was listed by institutions in the AICTE-CII Survey
339	RADIO MIRCHI	57
340	SUN PHARMA	57
341	ATHENA HEALTH	56
342	BOKARO STEEL PLANT	56
343	DEUTSCHE BANK	56
344	EMC CORPORATION	56
345	EP TECHNOLOGIES	56
346	GREEN INDIA EXPORTS	56
347	GS LAB	56
348	MRF	56
349	MSEDCL	56
350	TELEPERFORMANCE	56
351	TORRY HARRIS	56
352	TUTICORIN THERMAL POWER STATION	56
353	APTECH	55
354	ARTECH	55
355	COUNTRY CLUB	55
356	DOCLICK SOLUTIONS	55
357	HITACHI	55
358	INFOSYS BPO	55
359	KATRAJ DAIRY	55
360	MADRAS MANAGEMENT ASSOCIATION	55
361	SOUTH INDIAN BANK	55
362	COINDIA	54
363	CRANES SOFTWARE INTERNATIONAL LIMITED	54
364	KSRTC	54
365	MORGAN STANLEY	54
366	NASHIK ENGINEERING CLUSTER	54
367	NORTH CHENNAI THERMAL POWER STATION	54
368	PORAS TECHNOLOGIES	54
369	SCIENTECH	54
370	FLEXTRONICS	53
371	KARUR VYSYA BANK	53
372	SBI MUTUAL FUND	53
373	UTL TECHNOLOGIES	53



S. No.	Company name	Number of times it was listed by institutions in the AICTE-CII Survey
374	BHARAT ELECTRONICS LIMITED	52
375	MSETCL	52
376	RELIANCE LIFE INSURANCE	52
377	SBI LIFE	52
378	SESHASAYEE PAPER AND BOARDS LIMITED	52
379	BHARAT COKING COAL LTD	51
380	DAINIK BHASKAR	51
381	FUTURE GENERALI	51
382	HONDA	51
383	IIFL	51
384	INDIRA GANDHI CENTRE FOR ATOMIC RESEARCH	51
385	KPCL	51
386	NATIONAL STOCK EXCHANGE	51
387	RANE	51
388	TOYOTA	51
389	VI SOLUTIONS	51
390	ADANI POWER	50
391	ANNA ALUMINIUM COMPANY	50
392	ASAHI INDIA GLASS LTD	50
393	BHARAT SERUMS AND VACCINES LTD	50
394	CREDIT SUISSE	50
395	DLF	50
396	KRIBHCO	50
397	KTPP	50
398	PARLE AGRO	50
399	QUALCOMM	50
400	THYROCCARE	50
401	WHIRLPOOL	50

# Appendix 3

**Appendix 3:** Over the past seven years, a total of 70 Awards have been given in the AICTE-CII Survey. Maximum number of times that the same institute has won this award is eight and the institute is Thiagarajar Polytechnic College, followed by College of Engineering Pune which has won it six times; Thiagarajar Engineering College has won it five times; PSG College of Technology has won it four times and the Institute of Chemical Technology has won this award three times in the past. The unique count of institutes which have won this award over the years is 38.

S.No	Award Category	Category	Winner	Year
1	Management Institute	Standard	New Delhi Institute of Management	2018
2	Chemical Engineering & Allied	Standard-Degree	Sona College of Technology	2018
3	Civil Engineering & Allied	Standard-Degree	Walchand Institute of Technology	2018
4	Computer & IT Engineering & Allied	Standard-Degree	R.M.K. Engineering College	2018
5	Electrical Engineering & Allied	Standard-Degree	Sri Sai Ram Engineering College	2018
6	Mechanical Engineering & Allied	Standard-Diploma	Thiagarajar Polytechnic College	2018
7	Mechanical Engineering & Allied	Standard-Degree	College of Engineering, Pune (First Prize)	2018
8	Mechanical Engineering & Allied	Standard-Degree	Sona College of Technology (Second Prize)	2018
9	Pharmacy Institute	Standard-Degree	Vivekanand Education Society's College of pharmacy (First Prize)	2018
10	Pharmacy Institute	Standard-Degree	Bombay College of Pharmacy (Second Prize)	2018
11	Chemical Engineering & Allied	Standard-Degree	D.K.T.E. Society's Textile & Engineering Institute	2017
12	Civil Engineering & Allied	Standard-Degree	Sona College of Technology	2017
13	Computer & IT Engineering and Allied	Emerging	Dhirajlal Gandhi College of Technology	2017
14	Civil Engineering & Allied	Standard-Degree	Sri Sai Ram Engineering College	2017
15	Electrical Engineering & Allied	Standard-Degree	KCG College of Technology	2017
16	Mechanical Engineering & Allied	Standard-Degree	College of Engineering Pune	2017
17	Pharmacy Institute	Standard-Degree	SVKM'S Dr. Bhanuben Nanavati College of Pharmacy	2017
18	Chemical Engineering & Allied	Standard-Diploma	Thiagarajar Polytechnic College	2017
19	Management Institute	Standard	New Delhi Institute of Management	2017
20	Electrical Engineering & Allied	Standard-Degree	College of Engineering Pune	2016
21	Electronics Engineering & Allied	Standard-Degree	Dronacharya College of Engineering	2016
22	Electronics Engineering & Allied	Standard-Diploma	Thiagarajar Polytechnic College	2016
23	Management Institute	Emerging Management	L.N. Welingkar Institute of Management Development & Research, Bangalore	2016

S.No	Award Category	Category	Winner	Year
24	Pharmacy Institute	Standard-Degree	Acharya & B M Reddy College of Pharmacy	2016
25	Chemical Engineering & Allied	Standard-Degree	D.K.T.E Society's Textile & Engineering Institute	2015
26	Civil Engineering & Allied	Standard-Degree	Thiagarajar College of Engineering	2015
27	Computer & IT Engineering & Allied	Standard-Degree	Thiagarajar College of Engineering	2015
28	Electrical Engineering & Allied	Standard-Degree	Sona College of Technology	2015
29	Electronics Engineering & Allied	Standard-Degree	R.M.K. Engineering College	2015
30	Mechanical Engineering & Allied	Standard-Degree	Sri Sai Ram Engineering College	2015
31	Chemical Engineering & Allied	Standard-Diploma	Thiagarajar Polytechnic College	2015
32	Civil Engineering & Allied	Standard-Diploma	Parul Institute of Engineering & Technology (Diploma)	2015
33	Computer & IT Engineering & Allied	Standard-Diploma	Thiagarajar Polytechnic College	2015
34	Electrical Engineering & Allied	Standard-Diploma	Thiagarajar Polytechnic College	2015
35	Electronics Engineering & Allied	Standard-Diploma	Parul Polytechnic Institute	2015
36	Mechanical Engineering & Allied	Standard-Diploma	P.A.C Ramasamy Raja Polytechnic College	2015
37	Emerging Engineering Institute	Emerging-Degree	Vel Tech Multi Tech Dr. Rangarajan Dr. Sakunthala Engineering College	2015
38	NIT / IIT / IIIT		National Institute of Technology Tiruchirappalli	2015
39	Management Institute	Emerging Management	L.N. Welingkar Institute of Management Development & Research	2015
40	Pharmacy Institute	Standard-Degree	SVKM's Dr. Bhanuben Nanavati College of Pharmacy	2015
41	Architecture & Planning Institute	Standard-Degree	Thiagarajar College of Engineering	2015
42	Mentor Award in Chemical Engineering	Mentor Award	Institute of Chemical Technology	2015
43	Mentor Award in Engineering	Mentor Award	PSG College of Technology	2015
44	Mentor Award in Engineering	Mentor Award	College of Engineering Pune	2015
45	Mentor Award in Pharmacy	Mentor Award	Bombay College Of Pharmacy	2015
46	Chemical Engineering & Allied	Standard-Degree	Institute of Chemical Technology	2014
47	Civil Engineering & Allied	Standard-Degree	Walchand Institute of Technology	2014
48	Civil Engineering & Allied	Standard-Diploma	Thiagarajar Polytechnic College	2014
49	Computer & IT Engineering & Allied	Standard-Degree	Vel Tech Multi Tech Dr. Rangarajan Dr. Sakunthala Engineering College	2014
50	Electrical Engineering & Allied	Standard-Degree	Thiagarajar College of Engineering	2014
51	Electrical Engineering & Allied	Standard-Diploma	Thiagarajar Polytechnic College	2014
52	Electronics Engineering & Allied	Standard-Degree	Thiagarajar College of Engineering	2014
53	Mechanical Engineering & Allied	Standard-Degree	Walchand Institute of Technology	2014
54	Mechanical Engineering & Allied	Standard-Diploma	Parul Institute of Engineering & Technology (Diploma)	2014
55	Emerging Engineering Institute	Emerging-Degree	Sri Eshwar College of Engineering	2014
56	Management Institute	Standard Management	International Management Institute	2014
57	Pharmacy Institute	Standard-Degree	Bombay College of Pharmacy	2014
58	Computer & IT Engineering & Allied	Standard-Degree	Sona College of Technology	2013

S.No	Award Category	Category	Winner	Year
59	Electronics Engineering & Allied	Standard-Degree	PSG College of Technology	2013
60	Civil Engineering & Allied	Standard-Degree	Walchand Institute of Technology	2013
61	Electrical Engineering & Allied	Standard-Degree	Kongu Engineering College	2013
62	Chemical Engineering & Allied	Standard-Degree	Institute of Chemical Technology	2013
63	Management Institute	Standard-Degree	XLRI Jamshedpur	2013
64	Mechanical Engineering & Allied	Standard-Degree	College of Engineering Pune	2013
65	Pharmacy Institute	Standard-Degree	Bombay College of Pharmacy	2013
66	Mechanical Engineering	Standard-Degree	PSG College of Technology	2012
67	Overall Industry Linkages in Engineering	Standard-Degree	PSG College of Technology (First Prize)	2012
68	Overall Industry Linkages in Engineering	Standard-Degree	College of Engineering Pune (Second Prize)	2012
69	Overall Industry Linkages in Engineering	Standard-Degree	Bannari Amman Institute of Technology (Third Prize)	2012
70	Faculty Award in Mechanical Engineering		Prof. Mohanram P. V. (PSG College of Technology, Coimbatore)	2012

# JURY PROFILES



# JURY PROFILES



## **Dr. Anil Kumar Nassa**

Member Secretary

National Board of Accreditation

Dr. Anil Kumar Nassa obtained his Bachelors Degree in Textile Chemistry from the Technological Institute of Textiles, Bhiwani, Masters Degree in Fibre Science and Technology and Doctoral Degree from IIT, Delhi. He served in different capacities in various textile companies. He joined Department of Higher Education, Ministry of Human Resource Development, Government of India in 1990 and was working as Deputy Educational Advisor (Technical) before joining National Board of Accreditation as Member Secretary. Dr. Nassa has dealt with various important development schemes of Technical Education in the Ministry of HRD, AICTE and has contributed significantly in the planning, formulation and implementation of various schemes of Technical Education. He had been associated with the Approval and Accreditation of Technical Institutions / Programmes at Regional as well as National level in AICTE. He has more than 10 research papers to his credit in reputed National and International Journals and National and International Conferences.




## **Prof. J.K. Mitra**

Former Head & Dean

Faculty of Management Studies (FMS), Delhi University

Prof. J.K. Mitra was the Head & Dean (2006-2009) of FMS and had been Professor-in-charge of S.P. Jain Centre of Advanced Management Research, Director of "Centre for applied Behavioral science and action Research, Delhi". He joined FMS in September 1974 as UGC Research Associate/ Lecturer. Taught Applied Psychology in The University College of Science and Technology, University of Calcutta during 1978-1981 and came back to FMS in 1982. He is the first recipient of Young Scientist Award in Psychology and Educational Sciences from Indian Science congress Association. As Euro-India Cooperation and Exchange Programme, he has served as Visiting Professor for SDA Bocconi, Milan. His research interests include Cross Border Post Acquisition Management, Rejuvenation of Old Institutions. Prof. Mitra specialises on Strategic Management and Organisational Behavior. He is an experienced Senior-Management Trainer in Behavioural Sciences and Consultant in the Area of Corporate Strategy, and has conducted Hundreds of Organisational Diagnosis, Strategy Planning and Team Building workshops for a large number of institutions. Prof. Mitra is also in the Governing Body of a large number of National Level Institutions.



## **Dr K Kesavasamy**

Head, Academic Interface Program

Tata Consultancy Services

Dr. K. Kesavasamy is working with Tata Consultancy Services since 1995 in various capacities. Prior to joining TCS, he served Indian Space Research Organisation (ISRO) for about a decade as a Software Scientist. Dr. Kesavasamy is a Ph.D. in theoretical physics. He has about 40 years of varying experience in Software Development, Software Testing, System Management, Software Engineering Standards, Digital Image Processing, Remote Sensing Applications, Design & Deployment of Academic Interface Programme, Teaching and Training Management. Dr. Kesavasamy is on the Governing Council of IITs at Guwahati, Nagpur, Ranchi and Srirangam, Trichy. He is on the Board of Directors of ICT Academy of Kerala. Dr. Kesavasamy is part of Coordination Forum of IIIT (PPP), a Central Body, Chaired by Union MHRD Minister. Dr. Kesavasamy had been a visiting professor for Indian Institute of Management, Kozhikode. He is part of Internal Quality Assurance Cell of Indian Institute Space Science & Technology, Trivandrum. He is a member of PMI Academic Advisory Group & also of CII Education Council. He serves as a member of Board of Studies of Computer Science in a few leading engineering institutes, across India. He is member of various professional bodies.





## **Prof. (Dr.) Navin Sheth**

Vice-Chancellor

Gujarat Technological University (GTU)

Prof. (Dr.) Navin Sheth took over as the Vice-Chancellor of the Gujarat Technological University on December 31, 2016. Born in Modasa town of Aravalli district of Gujarat, Prof. Sheth had his early education in his hometown. He obtained his B.Pharm and M. Pharm degrees from L. M. College of Pharmacy, Gujarat University. He obtained Ph.D. degree from the Saurashtra University, Rajkot. He started his academic career in 1979 as an assistant lecturer at the B. K. Mody Government Pharmacy College, Rajkot and was gradually promoted as the Lecturer, Reader and Principal there. In 2007, he joined the Department of Pharmaceutical Sciences, Saurashtra University as the Professor and Head and has thereafter served the university under various leadership capacities. Prof. Sheth has also been the Member of the Peer Teams of the National Assessment and Accreditation Council - NAAC and NBA. He has also served as the Member and Chairman of the various committees of UGC, AICTE, DST, GUJCOST and several Universities in India. In 2016, he took over as the Chairman of the Board of Pharmacy Education, AICTE. Prof. Sheth's research interests include traditional drugs, herbal drugs and standardization, herbal formulations. He has over 100 publications to his credit. He has guided various research scholars. Prof. Sheth has been associated with various national and international associations and professional bodies as a member or a life.



**Dr Nirja Sharma**  
CHRO  
KHS Machinery Pvt Ltd

Dr Nirja Sharma has over 28 years of corporate & business HR experience across diverse industries of Finance, Hospitality & Facility mgmt., Sales, ITES, Information Technology and Manufacturing spread across Multinational, Private and Public sectors. She has been part of Senior Mgmt. team leading HR function and teams for the last thirteen years. She has made key contributions across strategic and operational HR activities for organizations with employee strengths ranging from 100 to 7000. Her repertoire encompasses Talent Acquisition, Performance Management, Compensation & Benefits, Talent Management, Reward & Recognition, Learning & Development and Employee Engagement. Dr Sharma has managed Administration function, Business Excellence and CSR roles as additional responsibilities in her various roles. Learning & development has been one of her forte's and post her doctorate degree from IIT Delhi in 2005, she has taught HR & OB courses at a couple of leading Management Institutes at Ahmedabad. Dr Sharma is a Reiki Master and very passionately involved in healing & spiritual activities.



## **Mr Nirupam Srivastava**

Vice President

Hero Corporate Service Private Limited

Mr. Nirupam Srivastava is Vice President - Strategy, M&A and New Initiatives at Hero Corporate. He is an MBA from the founding class of Indian School of Business (ISB), Hyderabad, India, B. Tech in Electronics and Communications from NIT Kurukshetra, and ACS from Institute of Company Secretaries of India and. He completed IBM Leadership Xsellerate Program, from NorthEastern University Graduate School of Business at Boston, MA for IBM Leaders. He has more than 18 years of experience in strategy and business development, in various profiles such as leading IBM Strategy & Marketing Consulting Practice as Managing Consultant, Director - Strategy & M&A for India, South Asia at LexisNexis, Head of Corporate Strategy, Mergers and Acquisitions, Marketing, at Schneider Electric and Global Head of New Business Development Essel Propack, to name a few. He has advised various global corporations on their growth strategy, customer experience (CX), M&A and many European governments on Smarter Planet/e-Governance initiatives. He has deep experience in developing and executing growth strategy for Indian as well as multinational companies. He has made M&A transactions in diverse set of geographies (US, Singapore, India, UK etc.) in various industries, winning him various awards for M&A excellence.



## **Mr P M Bhosekar**

General Manager & Head - Corporate Training Centre  
Godrej & Boyce Mfg. Co. Ltd.

Mr Bhosekar completed his Degree in Mechanical Engineering from VNIT, Nagpur and obtained MBA in HR from Jamnalal Bajaj Institute of Management Studies, Mumbai. He has been with Godrej Boyce since over thirty years and has worked in different functions like Customer Service, Purchase, Training. He is associated with various committees of CII, State Govt. of Maharashtra and Engineering colleges. He is the Chairman of Institute Management Committee of Govt. ITI in Kurla, Mumbai and in Ambarnath, Thane. He is a Member of Board of Governors for Board of Apprenticeship Training (BOAT), Western Region, Mumbai and a member of the State Apprenticeship Council for the state of Maharashtra. He is also member of National Committee on Skill Development and Education Council of CII. He is responsible for successfully running a welding course for community youth under the Company's Corporate Social Responsibility (CSR) initiative.



### **Dr. Prahlada Ramarao**

DS & CC R&D (Aero & Services Interaction), Distinguished Scientist and Chief Controller, R&D (Aero & SI), DRDO, Ministry of Defence

Dr. Prahlada Ramarao is well known for his role as the Project Director for the mobile surface to air area defence missile system, AKASH and National award Padma Shri in 2015, which was awarded for his distinguished service in Science and Engineering.

AKASH missile system has been inducted by Army & Air force and is currently in series production. As Director DRDL, he was also the Program Director for India's Submarine Launched Missile System K15, supersonic cruise missile BRAHMOS and led the Integrated Guided Missile Development Program (IGMDP) as the Chairman of the Program Board. He worked directly under the guidance of Dr Abdul Kalam for 25 years as Project Director Akash, Program Director of several missile programs IGMDP, BRAHMOS, ASTRA Air to Air Missile, K-15 and Hyper Sonic Technology Demonstrator Vehicle. He was the Distinguished Scientist and Chief Controller in DRDO and was in charge of Extramural Research, Academic Interactions, Industry interactions, Intellectual Property, User Interactions and International cooperation. Subsequent to his superannuation he was appointed as Vice-Chancellor of Defence Institute of Advanced Technology, Pune, the only Defence University in the Country. His areas of interest cover Aerodynamics, Flight Controls, Guidance, Propulsion, System Design and System Engineering, Project Management, Research Management, Energy Research and Technology Management. He has been the President and Chairman of many organisations, Fellow of many professional bodies and won a number of Awards. Currently, he is the Pro-Chancellor in S-VYASA University in Bengaluru and also Director of Centre for Energy.



**Prof. Dr. Raju Chandrasekar**  
Management Consultant

RC, as he likes to be called, is a veteran in all facets of International Business Management. In his career spanning 44 years, he has extensive experience in managerial roles, global consulting and academics in nearly 50 countries. His area of expertise is creating a congenial environment for entry of firms in foreign markets. Prof. Chandrasekar is a B.E. (Hons) E&C Engineering (Madras University); B.E. (IIIE- Indl. Engineering); PGDIT (IIFT-New Delhi); MBA (Bangalore University); Ph.D. in Management (Pondicherry University); PhD (Honoris causa-USA); Ph.D. (Honoris causa-Uganda). Since 1981, he has been teaching in many institutions in India and abroad and has held leadership positions in many of them. Prof. Chandrasekar was a member of the few University Grants Commission of India (UGC) committees, Indian National Assessment and Accreditation Council (NAAC), All India Technical Council for Technical Education (AICTE), Indian National Board of Accreditation (NBA) and General Body of the Indian National Institute of Open Schooling (NIOS). He continues to serve in boards of studies and research development councils of several Universities and institutes. Prof. Chandrasekar has been actively involved with UN Projects including those in Lesotho, Jordan, India and Thailand. He knows seven languages including Arabic.



## **Mr Rohin Kapoor**

Co-Founder & Partner, ProAce Edu Ventures LLP

Ex-Director & Lead, Deloitte India Education Practice

Mr Kapoor is the co-founder and partner of ProAce Edu Ventures LLP, a DIPP recognized EdTech startup. The startup has been selected for the Facebook's global start-up program and Nasscom 10,000 Startup Program. In his earlier stint, he was leading Deloitte's Education & Skill development practice. He has over 13 years of rich experience in advising government, multi-laterals, Indian & foreign educational institutes and multi-national companies. His areas of expertise include policy & regulatory, market entry & growth strategy, location assessment, business modeling, partner search, due diligence, feasibility study and deal closure. A thought leader, he has authored a number of studies on industry issues & challenges. His articles have published in some of the leading international & national magazines and business newspapers. As part of the CII National Committee on Higher Education for the last 5 years, he has been working with the government & industry experts on conceptualizing & implementing reforms. At present, he is the co-chair of the sub-committee on the revised National Policy on Education (NPE).



### **Mr. Sanjiv Lal**

Chief Information Officer & VP Corporate Projects  
Tata Chemicals Ltd

Mr. Sanjiv Lal is a B. Tech in Chemicals Engineering and graduated from IIT, Delhi in 1983. He has worked in the area of Specialty Chemicals, Business Development and fertilizer operations earlier with Hindustan Lever Ltd and presently with Tata Chemicals. Mr. Lal has headed the site operations of the Phosphates Manufacturing facility of the company at Haldia in West Bengal and the Chemicals operations at Mithapur. Prior to his being seconded as the Joint Managing Director to the Company's Phosphates JV in Morocco in 2010, Mr. Lal was responsible for the Agri retail business of Tata Chemicals. In his current position, as the CIO for the company, he leads the organization's digital transformation and is the Corporate Head for Continuous Improvement.





## **Prof. Udaykumar R Yaragatti**

Director, MNIT Jaipur

Prof. Udaykumar R. Yaragatti, a professor from the National Institute of Technology-Karnataka (NIT-K), Surathkal, was appointed as the Director of Malaviya National Institute of Technology, Jaipur in October 2016.

Mr. Yaragatti, a professor in Electrical and Electronics Engineering, has served NIT-K for more than two decades.

He was a member of the National Board of Accreditation of AICTE. Mr. Yaragatti joined NIT-K after completing B.Tech and M.Tech degrees in the same institution. He did his doctorate from IIT Bombay. He has been a guide for 14 doctoral theses. He has published more than 200 papers in international and national conferences and journals, according to a press release.



## **Dr. Y. S. Rajan**

**Dr Vikram Sarabhai Distinguished Professor, ISRO**

Dr. Y.S. Rajan has a proven track record of excellence as a scientist, technologist, administrator, organisation builder and leader, diplomat, academic, writer and poet. Dr. Rajan has made key contributions to space research, technology and applications since 1964 and continues to be an important expert on space matters. As Scientific Secretary, Indian Space Research Organisation (ISRO), he was responsible for a combination of scientific, technical, administrative, planning, policy and international cooperation matters. He has also worked with Massachusetts Institute of Technology (MIT), USA and NASA for about three years. He has been responsible for creating a series of documents related to Technology Vision 2020 for India, which culminated in a book on a roadmap for socio-economic development for India called "India Vision 2020". Dr Rajan founded and built organizations like Technology Information Forecasting and Assessment Council (TIFAC), which he has led for about two decades. After a 30 year stint with the Government of India (GOI), Dr. Rajan joined the leading industry association In India, Confederation of India Industry (CII) in 1996. As Principal Adviser (2004-2010) he created unique mechanism at CII for University – Industry collaboration. He has led Indian delegations to United Nations (UN) and has visited about 40 countries as a part of cooperative efforts in science, technology and business. Dr. Rajan is an expert in environmentally sound technologies, satellite meteorology, remote sensing, mapping systems and Intellectual Property Rights (IPR) related matters. He has completed special assignments for UN organizations like UNIDO, WIPO and UNEP. He was actively involved in evolving policies and procedures relating to adopting IPR laws in India to the post WTO/TRIP situation and also in preparing the Indian Industry and institutions to master IPR issues. As Vice-Chancellor, Punjab Technical University (PTU), he introduced key initiatives to improve the internal processes and the external interfaces of the university. Dr. Rajan continues to be visiting faculty, board member and advisor to various renowned Indian academic institutions. Dr. Rajan is also a prolific writer and has written on a variety of subjects, including on science, technology, business, youth, leadership, social and ethical issues. Dr. Rajan was awarded Padma Shri by the President of India in 2012. In January 2013, he was felicitated with Lifetime Achievement Award at the India Geospatial Forum.

# SPONSOR PROFILE





*The Care Continues...*

**Cadila Pharmaceuticals Limited  
Sponsor of Award for Best Industry-Linked Pharmacy Institute  
(Standard, Degree)**

Cadila Pharmaceuticals is one of the largest privately held pharmaceutical companies in India, headquartered at Ahmedabad (Gujarat, India). Established in 1951, the company develops, manufactures and markets pharmaceutical products in 85 countries across the globe.

Focused strongly on Innovation and Research, the company is present in more than forty-five therapeutic areas spread across twelve specialties. More than 350 scientists in its various Research and Development setups, are engaged in the research in the therapeutic areas which have high unmet medical needs.

Cadila Pharmaceuticals is the first Indian company to get Investigational New Drug (IND) approval by USFDA for clinical trials to be conducted in India. The company has five IND dossiers filed with the USFDA, while ten ANDAs have been successfully submitted with twenty four in the pipeline.

Cadila Pharmaceuticals is a research and innovation driven company and has collaborations with premier academic and research-based organisations across the world for developing preventive and curative pharmaceutical and diagnostic products.

In line with the vision of its Founder Chairman, Mr. I. A. Modi, who believed in bringing 'affordable innovations' for the benefit of the neediest in the society, Cadila Pharmaceuticals has a track record of making in India, many global-first innovative products like Polycap (5 in 1 pill for prevention and treatment of cardiovascular diseases), Risorine (innovative solution for treatment of tuberculosis) and Mycidac-C, the world's first active immunotherapy in lung cancer.

Cadila Pharmaceuticals is firmly focused on pursuing excellence in manufacturing. The company has state-of-the-art manufacturing facilities at Dholka, Ankleshwar, Kadi and Hirapur in Gujarat Samba in Jammu and Kashmir, which conform to the most stringent international regulatory norms.

In the African continent, the company has a strong foothold through its ultra-modern formulation manufacturing facility at Addis Ababa in Ethiopia, which is one of the few cGMP certified facilities in the region.

Cadila Pharmaceuticals has a multicultural, multilingual and multinational workforce of more than seven thousand employees including over two hundred people outside of India in Africa, CIS, Japan and USA.

With a robust innovation pipeline and manufacturing excellence in line with 'Make in India' ethos, Cadila Pharmaceuticals is poised to bring many more innovations for the benefit of millions across the globe.

# ORGANISERS' PROFILES





## All India Council for Technical Education

AICTE was set-up in November 1945 as a national level Apex Advisory Body to conduct survey on the facilities on technical education and to promote development in the country in a coordinated and integrated manner. To ensure the same, AICTE was vested with statutory authority for planning, formulation and maintenance of norms and standards, quality assurance through accreditation, funding in priority areas, monitoring and evaluation, maintaining parity of certification and awards and ensuring coordinated and integrated development and management of technical education in the country.

The Government of India (Ministry of Human Resource Development--MHRD) also constituted a National Working Group to look into the role of AICTE in the context of proliferation of technical institutions, maintenance of standards and other related matters. The Working Group recommended that AICTE be vested with the necessary statutory authority for making it more effective, which would consequently require restructuring and strengthening with necessary infrastructure and operating mechanisms. The purview of AICTE (the Council) covers programmes of technical education including training and research in Engineering, Technology, Architecture, Town Planning, Management, Pharmacy, Applied Arts and Crafts, Hotel Management and Catering Technology etc. at different levels.





Confederation of Indian Industry

The Confederation of Indian Industry (CII) works to create and sustain an environment conducive to the development of India, partnering industry, Government, and civil society, through advisory and consultative processes.

CII is a non-government, not-for-profit, industry-led and industry-managed organization, playing a proactive role in India's development process. Founded in 1895, India's premier business association has around 9000 members, from the private as well as public sectors, including SMEs and MNCs, and an indirect membership of over 300,000 enterprises from around 265 national and regional sectoral industry bodies.

CII charts change by working closely with Government on policy issues, interfacing with thought leaders, and enhancing efficiency, competitiveness and business opportunities for industry through a range of specialized services and strategic global linkages. It also provides a platform for consensus-building and networking on key issues.

Extending its agenda beyond business, CII assists industry to identify and execute corporate citizenship programmes. Partnerships with civil society organizations carry forward corporate initiatives for integrated and inclusive development across diverse domains including affirmative action, healthcare, education, livelihood, diversity management, skill development, empowerment of women, and water, to name a few.

As a developmental institution working towards India's overall growth with a special focus on India@75 in 2022, the CII theme for 2018-19, **India RISE : Responsible. Inclusive. Sustainable. Entrepreneurial** emphasizes Industry's role in partnering Government to accelerate India's growth and development. The focus will be on key enablers such as job creation; skill development; financing growth; promoting next gen manufacturing; sustainability; corporate social responsibility and governance and transparency.

With 65 offices, including 9 Centres of Excellence, in India, and 10 overseas offices in Australia, China, Egypt, France, Germany, Singapore, South Africa, UAE, UK, and USA, as well as institutional partnerships with 355 counterpart organizations in 126 countries, CII serves as a reference point for Indian industry and the international business community.

### Confederation of Indian Industry

The Mantosh Sondhi Centre  
23, Institutional Area, Lodi Road, New Delhi – 110 003 (India)  
T: 91 11 45771000 / 24629994-7 F: 91 11 24626149  
E: info@cii.in W: www.cii.in



[cii.in/facebook](https://www.cii.in/facebook)



[cii.in/twitter](https://www.cii.in/twitter)



[cii.in/linkedin](https://www.cii.in/linkedin)



[cii.in/youtube](https://www.cii.in/youtube)

Reach us via our Membership Helpline: 00-91-124-4592966 / 00-91-99104 46244